

UNC One Card Printing Statistics

Student Printing Balances by Class within School/College

Fall Semester 2009

Beginning: 08/25/2009 thru 12/18/2009

Data thru: 11/18/2009 02:00 AM

Report Name: LABS_Balances_Schools

Modification Date: 09/10/2009

Report Information:

This report prints statistics from the Pharos printer work stations in the ITS labs. It creates charts on account balances for printing for each student. The data is reported on by semester. The charts are broken-down by: balance breakdown for all students, average balance breakdown for all students within school/college, balance breakdown for all students within department, average balance comparison of classes within department, average balance by class within department.

The following selection criteria are used: selects full time students for the semester specified.

The report is sorted by school/college, by department, by class.

These balances are current as of the last Data thru date.

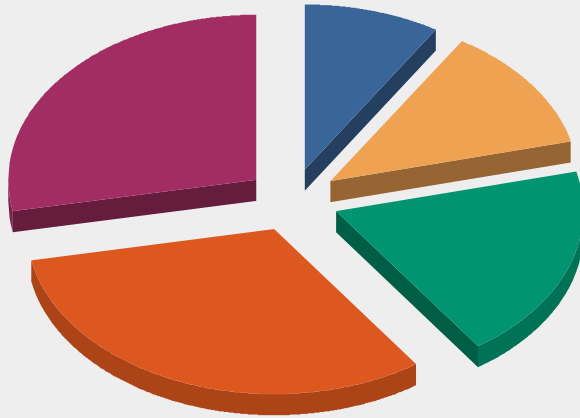
Printing Balances for All Students by School/College

Fall Semester 2009

Beginning: 08/25/2009 thru 12/18/2009

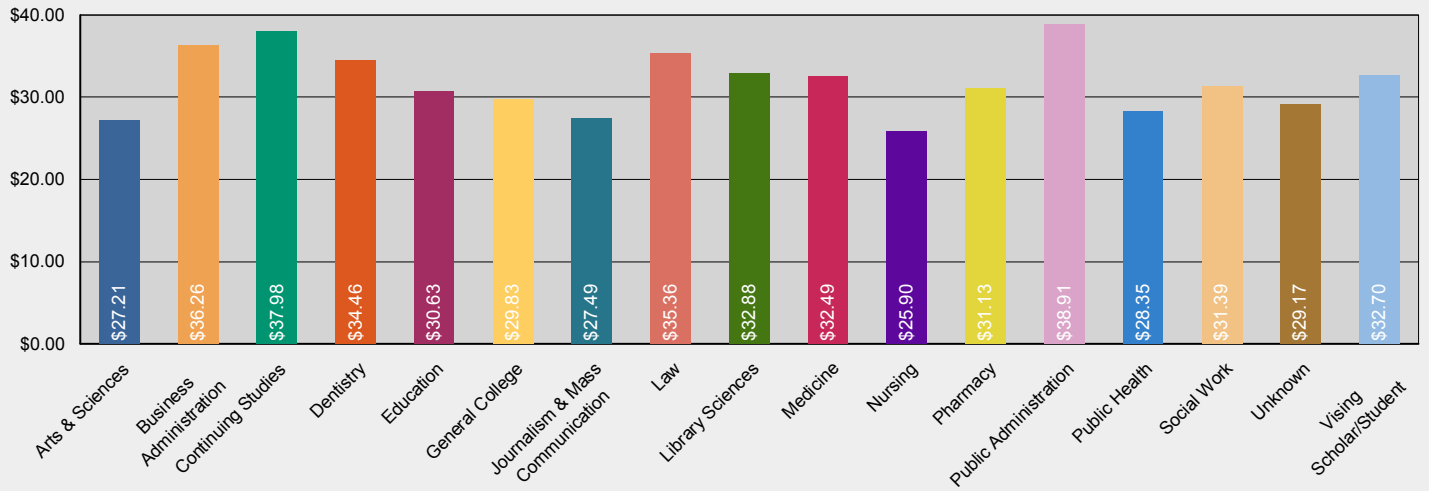
Data thru: 11/18/2009 02:00 AM

Balance Breakdown for All Students



\$0 - \$9.95	2319	8.8%
\$10 - \$19.95	3196	12.2%
\$20 - \$29.95	5096	19.4%
\$30 - \$39.95	8306	31.6%
\$40	7341	28.0%
Total:	26258	100.0%

Average Balance Breakdown for All Students within School/College



Printing Balances for All Students by School/College by Class by Department

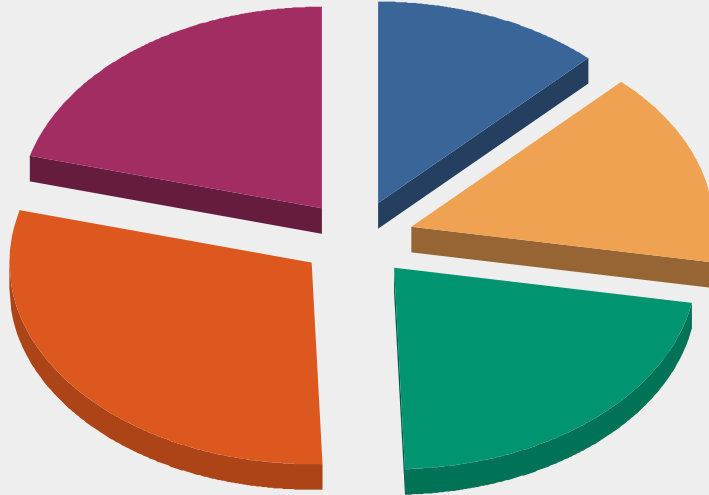
Fall Semester 2009

Beginning: 08/25/2009 thru 12/18/2009

Data thru: 11/18/2009 02:00 AM

Balance Breakdown for All Students within School/College

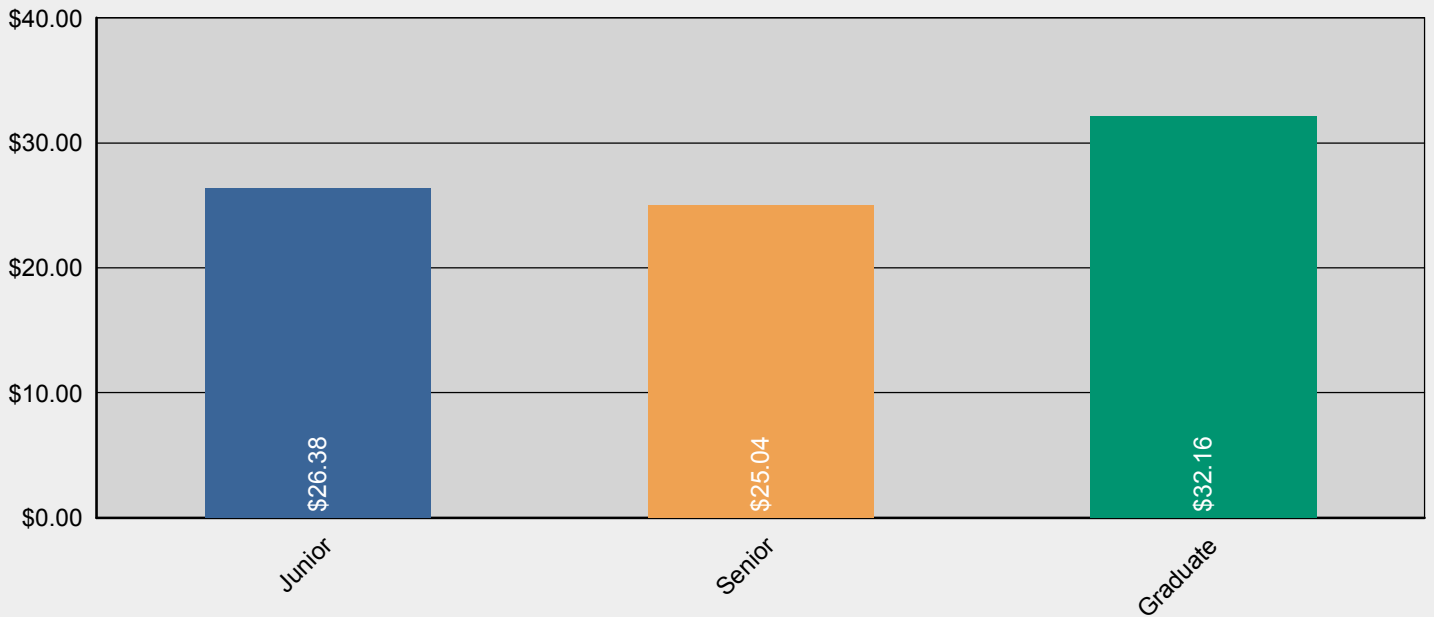
Arts & Sciences



\$0 - \$9.95	1099	12.3%
\$10 - \$19.95	1389	15.5%
\$20 - \$29.95	1949	21.7%
\$30 - \$39.95	2668	29.7%
\$40.00	1864	20.8%
Total:	8969	100.0%

Average Balance Comparison of Classes within School/College

Arts & Sciences



Printing Balances for All Students by School/College by Class by Department

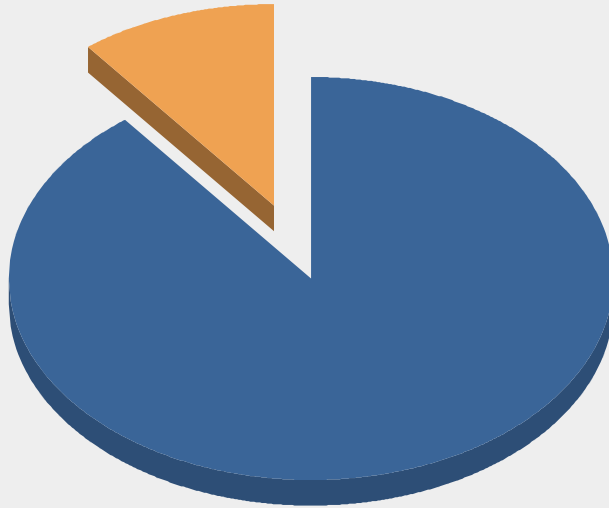
Fall Semester 2009

Beginning: 08/25/2009 thru 12/18/2009

Data thru: 11/18/2009 02:00 AM

Average Balance by Class within School/College

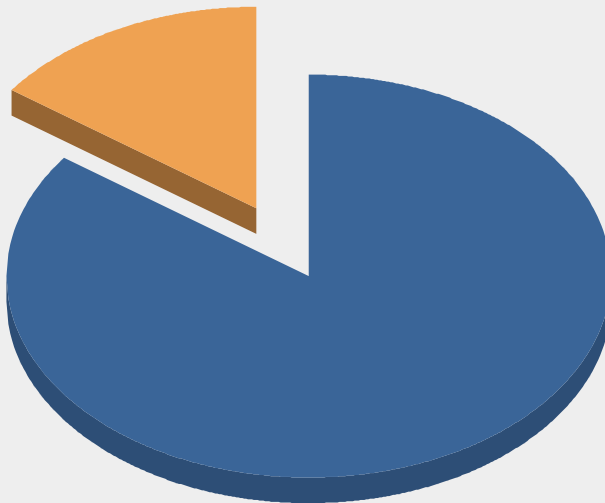
Arts & Sciences - Junior



\$0 - \$9.95	3029	89.5%
Others	355	10.5%
Total:	3384	100.0%

Average Balance by Class within School/College

Arts & Sciences - Senior



\$0 - \$9.95	2957	84.9%
Others	524	15.1%
Total:	3481	100.0%

Printing Balances for All Students by School/College by Class by Department

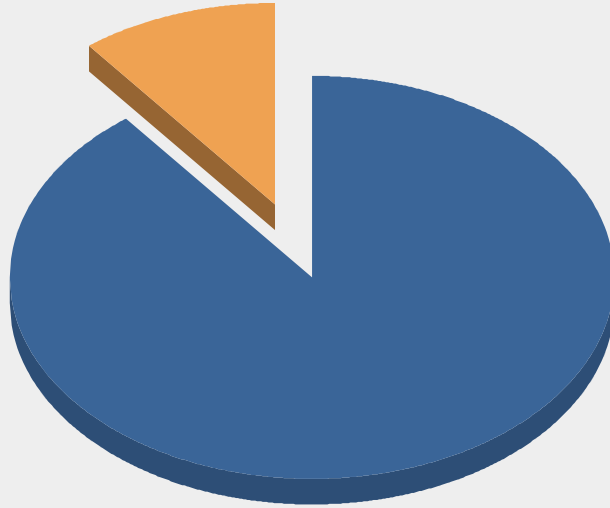
Fall Semester 2009

Beginning: 08/25/2009 thru 12/18/2009

Data thru: 11/18/2009 02:00 AM

Average Balance by Class within School/College

Arts & Sciences - Graduate



\$0 - \$9.95	1884	89.5%
Others	220	10.5%
Total:	2104	100.0%

Printing Balances for All Students by School/College by Class by Department

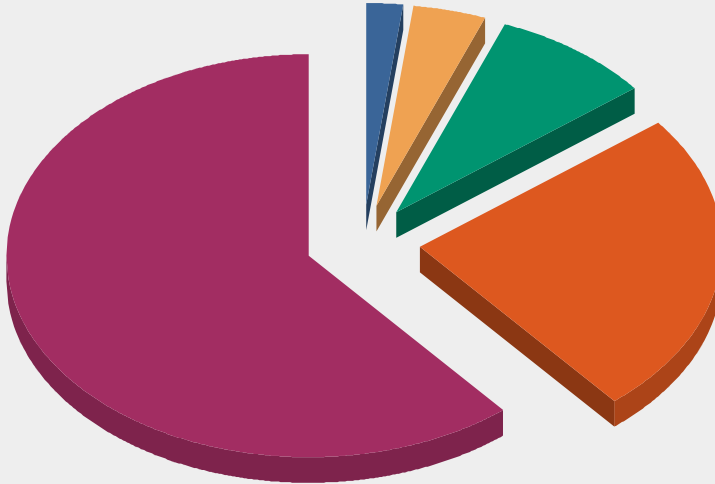
Fall Semester 2009

Beginning: 08/25/2009 thru 12/18/2009

Data thru: 11/18/2009 02:00 AM

Balance Breakdown for All Students within School/College

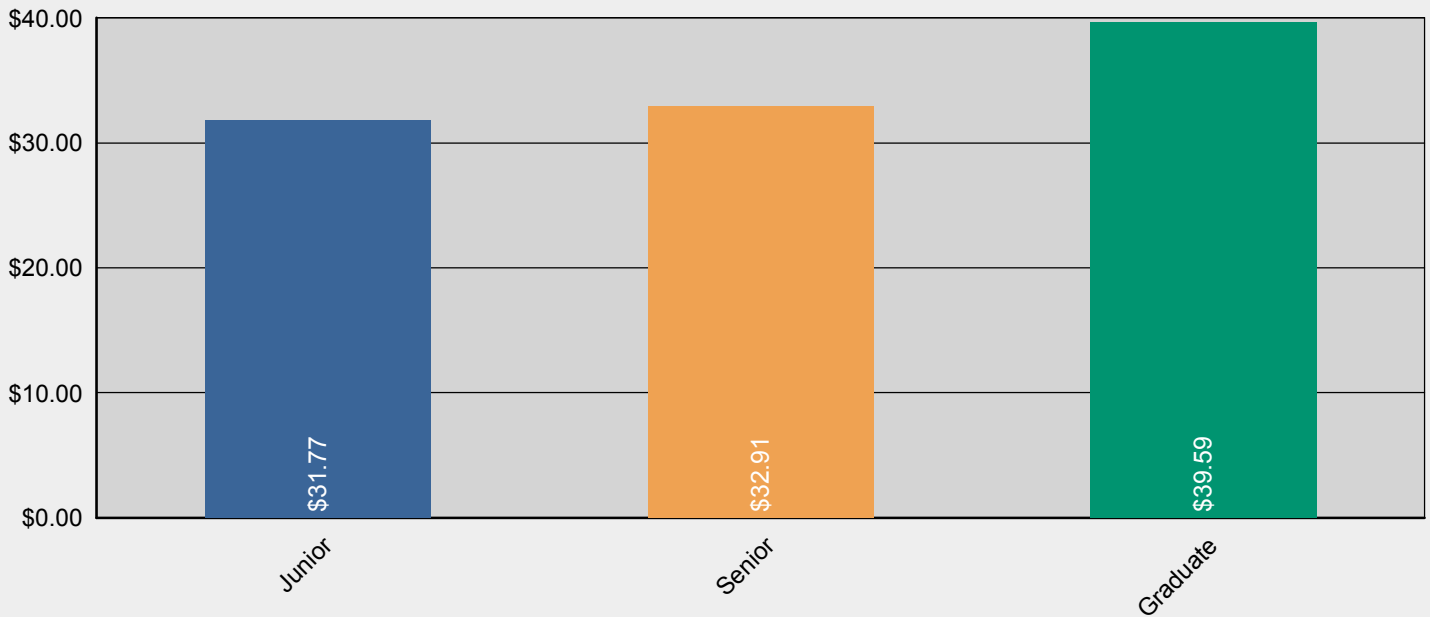
Business Administration



Balance Range	Count	Percentage
\$0 - \$9.95	27	1.9%
\$10 - \$19.95	54	3.9%
\$20 - \$29.95	120	8.6%
\$30 - \$39.95	342	24.5%
\$40.00	854	61.1%
Total:	1397	100.0%

Average Balance Comparison of Classes within School/College

Business Administration



Printing Balances for All Students by School/College by Class by Department

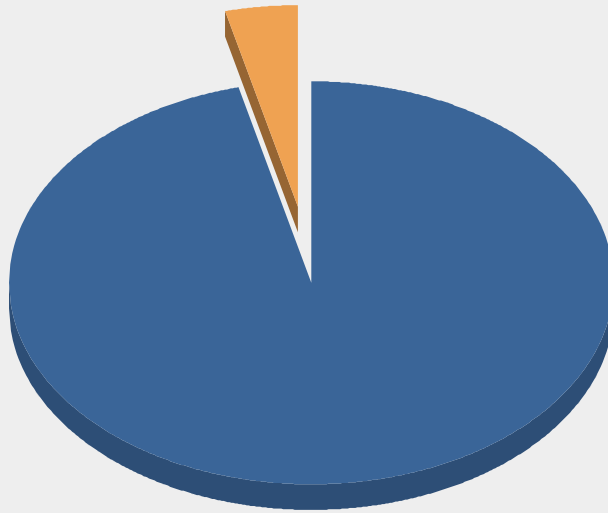
Fall Semester 2009

Beginning: 08/25/2009 thru 12/18/2009

Data thru: 11/18/2009 02:00 AM

Average Balance by Class within School/College

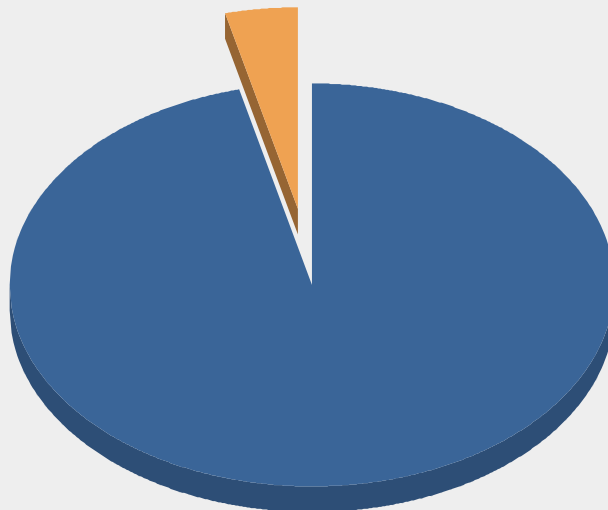
Business Administration - Junior



\$0 - \$9.95	281	96.2%
Others	11	3.8%
Total:	292	100.0%

Average Balance by Class within School/College

Business Administration - Senior



\$0 - \$9.95	340	96.0%
Others	14	4.0%
Total:	354	100.0%

Printing Balances for All Students by School/College by Class by Department

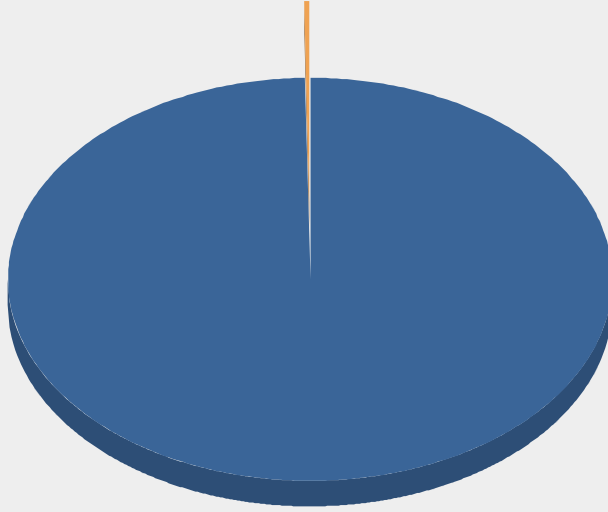
Fall Semester 2009

Beginning: 08/25/2009 thru 12/18/2009

Data thru: 11/18/2009 02:00 AM

Average Balance by Class within School/College

Business Administration - Graduate



\$0 - \$9.95	749	99.7%
Others	2	0.3%
Total:	751	100.0%

Printing Balances for All Students by School/College by Class by Department

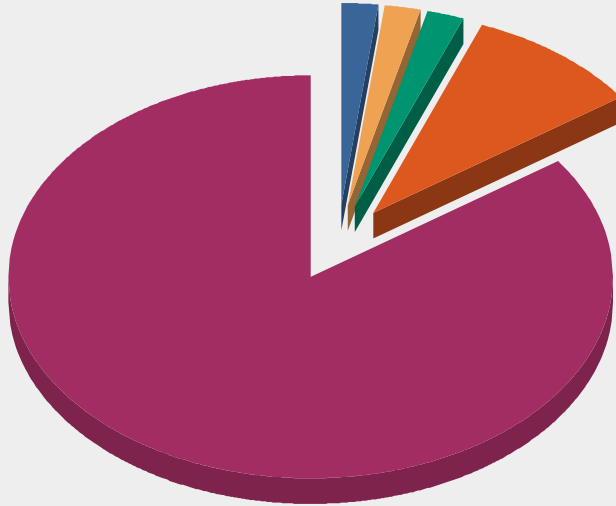
Fall Semester 2009

Beginning: 08/25/2009 thru 12/18/2009

Data thru: 11/18/2009 02:00 AM

Balance Breakdown for All Students within School/College

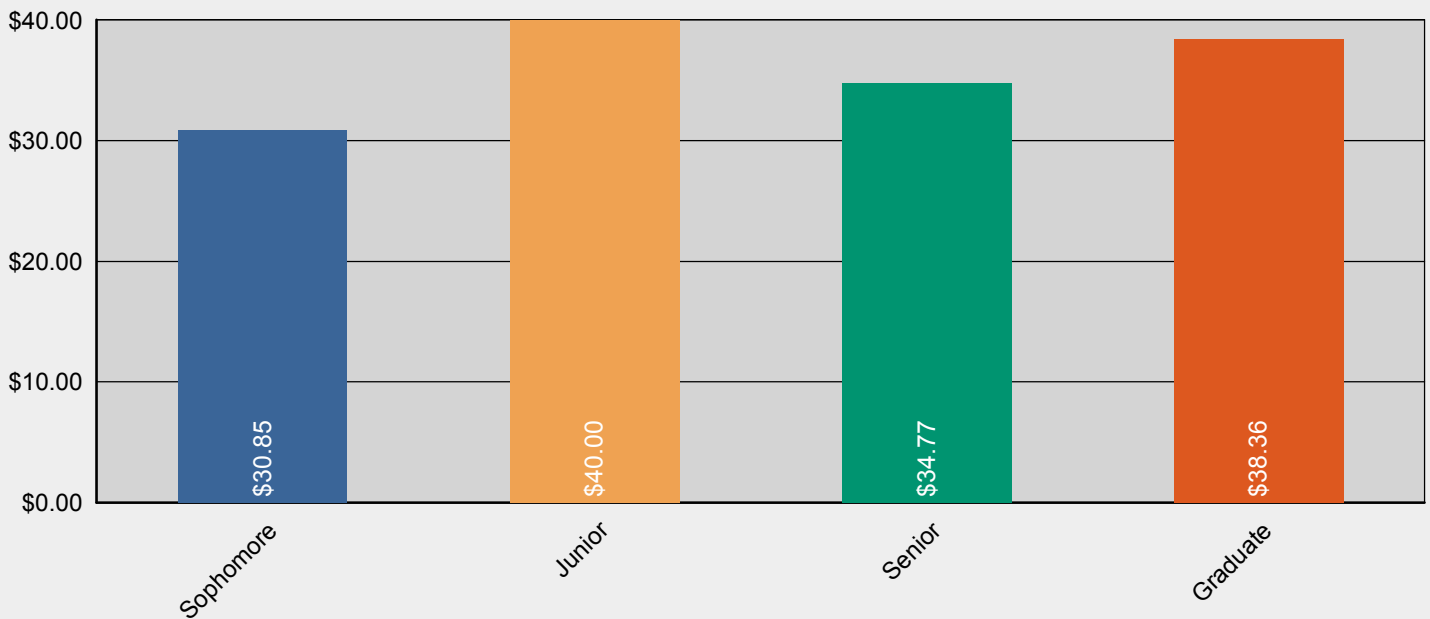
Continuing Studies



\$0 - \$9.95	1	1.9%
\$10 - \$19.95	1	1.9%
\$20 - \$29.95	1	1.9%
\$30 - \$39.95	5	9.6%
\$40.00	44	84.6%
Total:	52	100.0%

Average Balance Comparison of Classes within School/College

Continuing Studies



Printing Balances for All Students by School/College by Class by Department

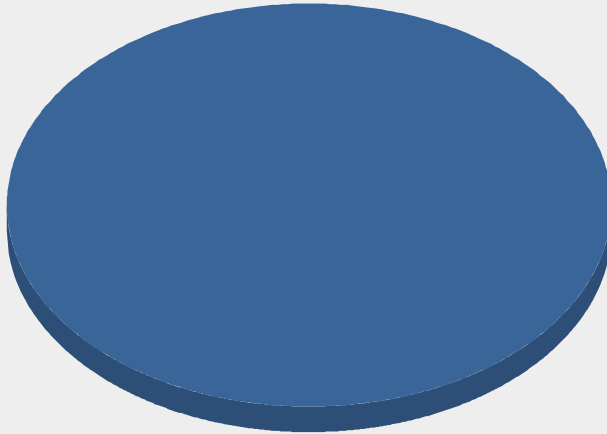
Fall Semester 2009

Beginning: 08/25/2009 thru 12/18/2009

Data thru: 11/18/2009 02:00 AM

Average Balance by Class within School/College

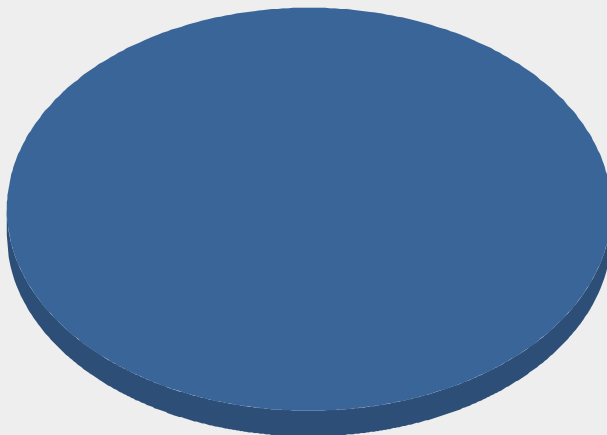
Continuing Studies - Sophomore



■ \$0 - \$9.95	1	100.0%
Total:	1	100.0%

Average Balance by Class within School/College

Continuing Studies - Junior



■ \$0 - \$9.95	1	100.0%
Total:	1	100.0%

Printing Balances for All Students by School/College by Class by Department

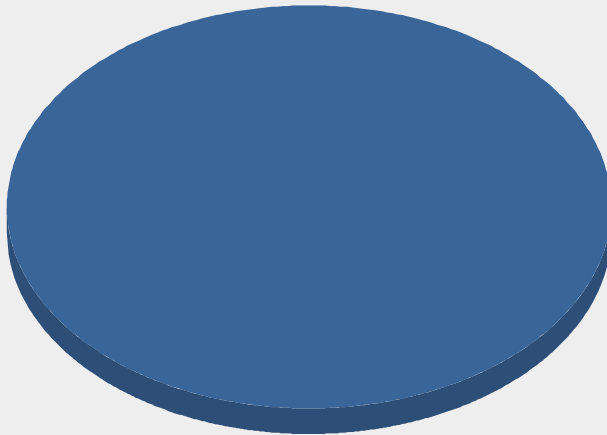
Fall Semester 2009

Beginning: 08/25/2009 thru 12/18/2009

Data thru: 11/18/2009 02:00 AM

Average Balance by Class within School/College

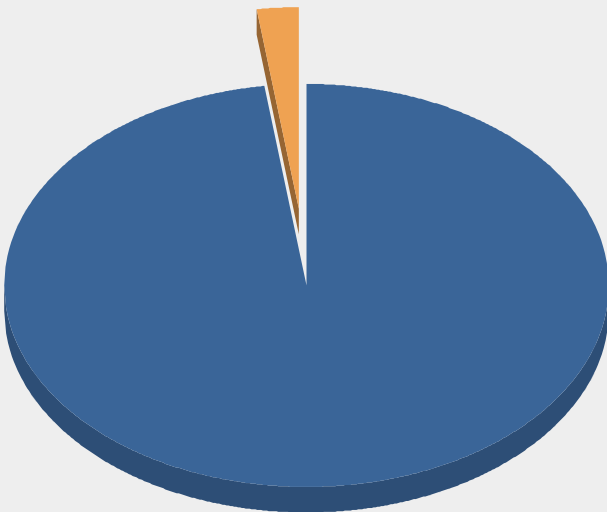
Continuing Studies - Senior



■ \$0 - \$9.95	4	100.0%
Total:	4	100.0%

Average Balance by Class within School/College

Continuing Studies - Graduate



■ \$0 - \$9.95	45	97.8%
■ Others	1	2.2%
Total:	46	100.0%

Printing Balances for All Students by School/College by Class by Department

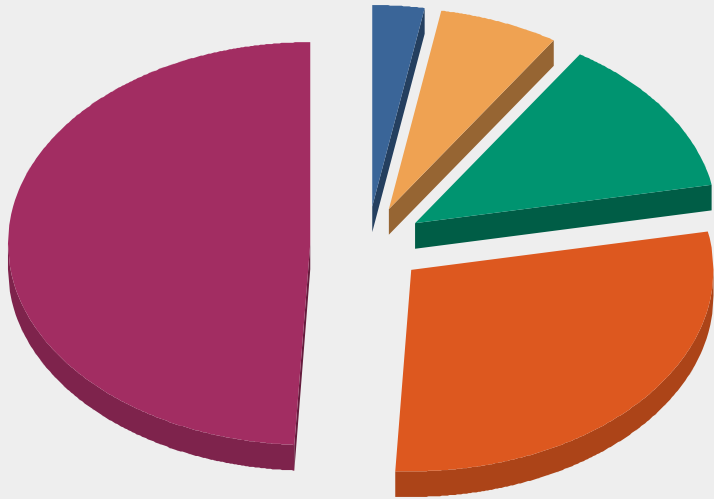
Fall Semester 2009

Beginning: 08/25/2009 thru 12/18/2009

Data thru: 11/18/2009 02:00 AM

Balance Breakdown for All Students within School/College

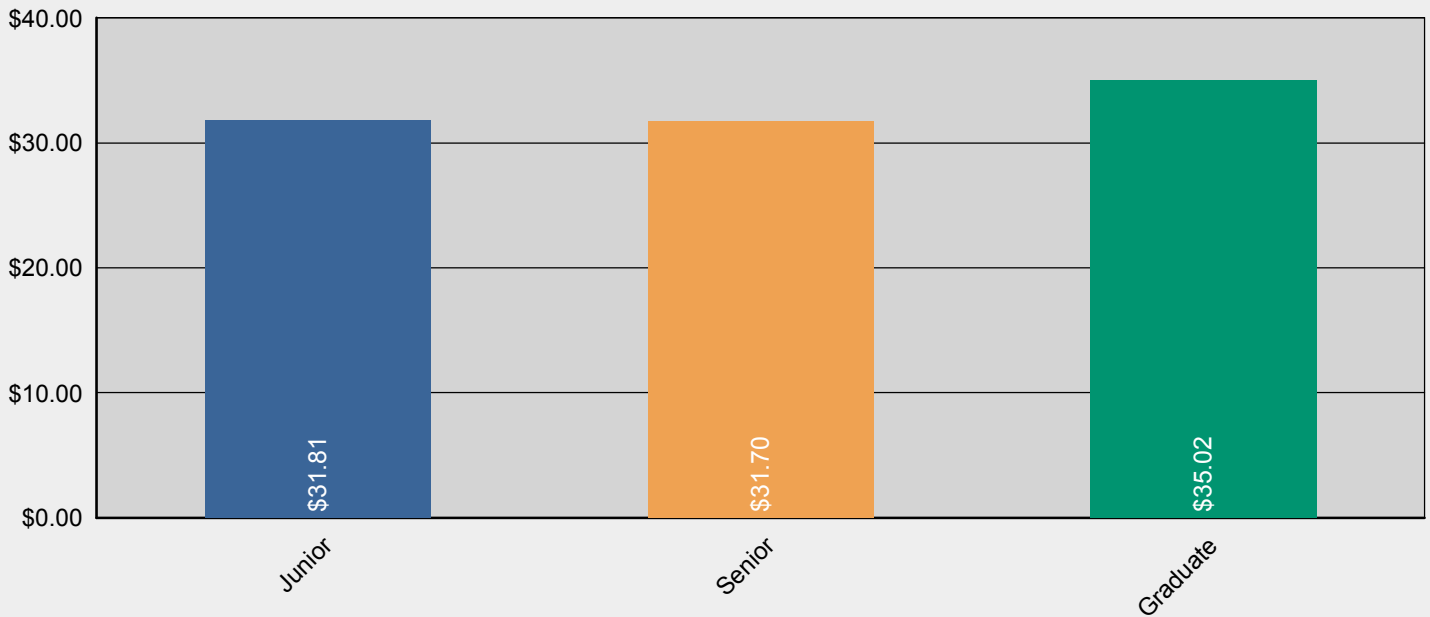
Dentistry



Balance Range	Count	Percentage
\$0 - \$9.95	14	2.7%
\$10 - \$19.95	35	6.6%
\$20 - \$29.95	66	12.5%
\$30 - \$39.95	153	29.0%
\$40.00	259	49.1%
Total:	527	100.0%

Average Balance Comparison of Classes within School/College

Dentistry



Printing Balances for All Students by School/College by Class by Department

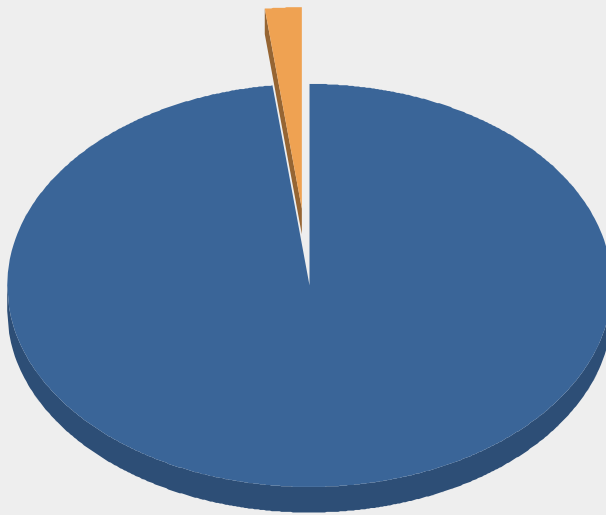
Fall Semester 2009

Beginning: 08/25/2009 thru 12/18/2009

Data thru: 11/18/2009 02:00 AM

Average Balance by Class within School/College

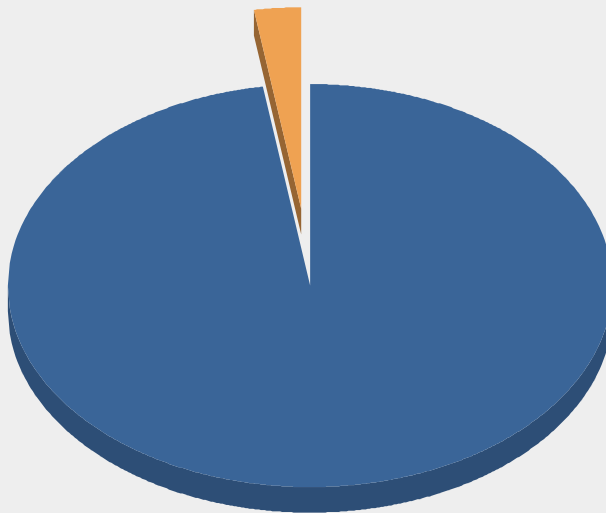
Dentistry - Junior



\$0 - \$9.95	48	98.0%
Others	1	2.0%
Total:	49	100.0%

Average Balance by Class within School/College

Dentistry - Senior



\$0 - \$9.95	40	97.6%
Others	1	2.4%
Total:	41	100.0%

Printing Balances for All Students by School/College by Class by Department

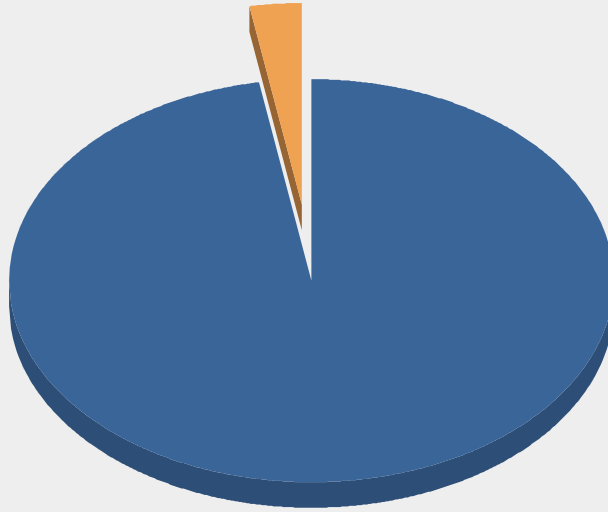
Fall Semester 2009

Beginning: 08/25/2009 thru 12/18/2009

Data thru: 11/18/2009 02:00 AM

Average Balance by Class within School/College

Dentistry - Graduate



\$0 - \$9.95	425	97.3%
Others	12	2.7%
Total:	437	100.0%

Printing Balances for All Students by School/College by Class by Department

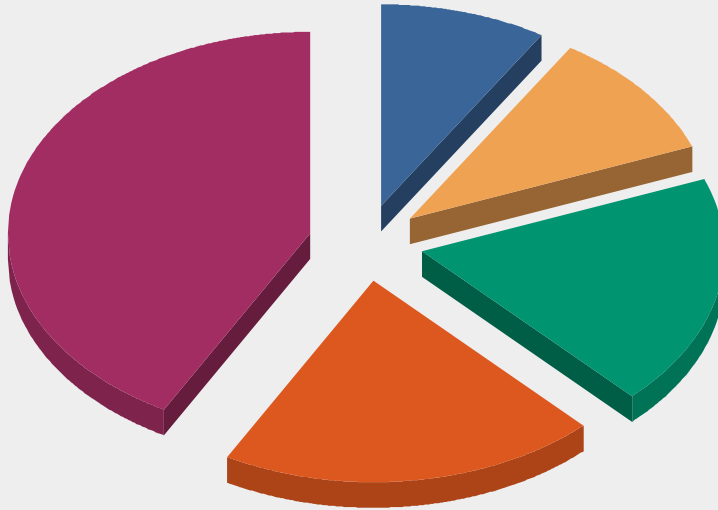
Fall Semester 2009

Beginning: 08/25/2009 thru 12/18/2009

Data thru: 11/18/2009 02:00 AM

Balance Breakdown for All Students within School/College

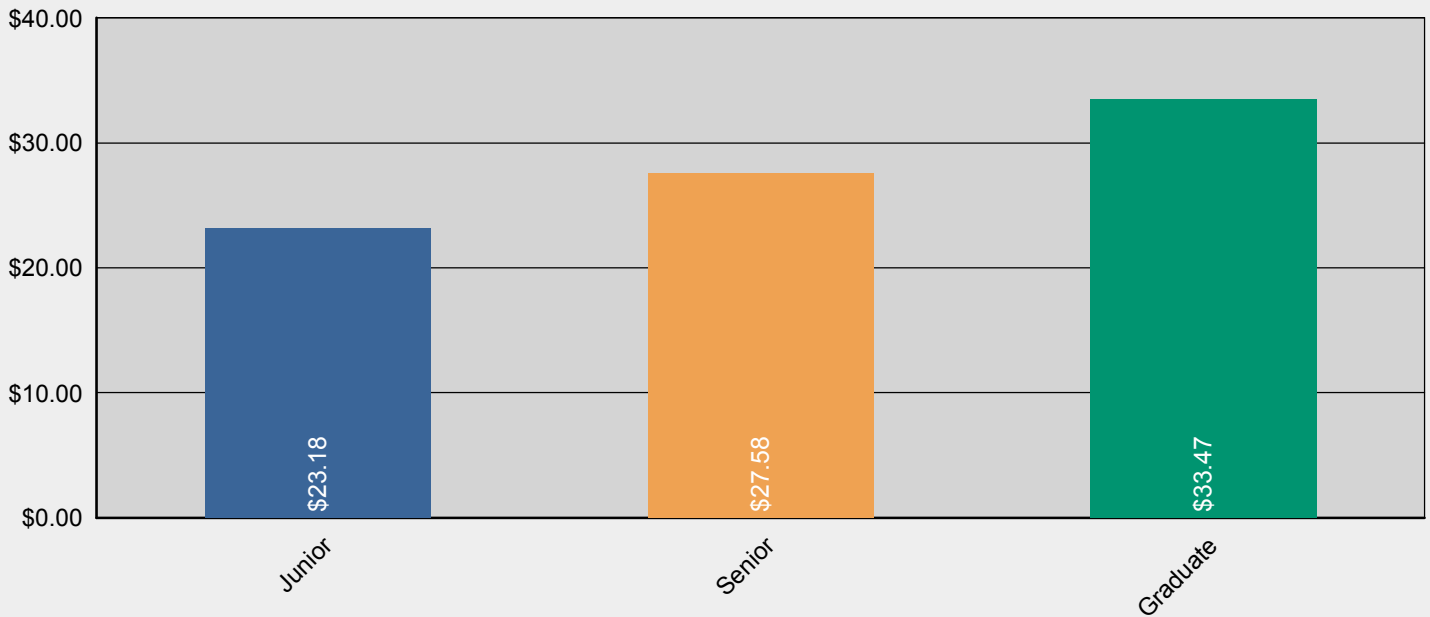
Education



Balance Range	Count	Percentage
\$0 - \$9.95	49	8.9%
\$10 - \$19.95	57	10.3%
\$20 - \$29.95	102	18.5%
\$30 - \$39.95	112	20.3%
\$40.00	232	42.0%
Total:	552	100.0%

Average Balance Comparison of Classes within School/College

Education



Printing Balances for All Students by School/College by Class by Department

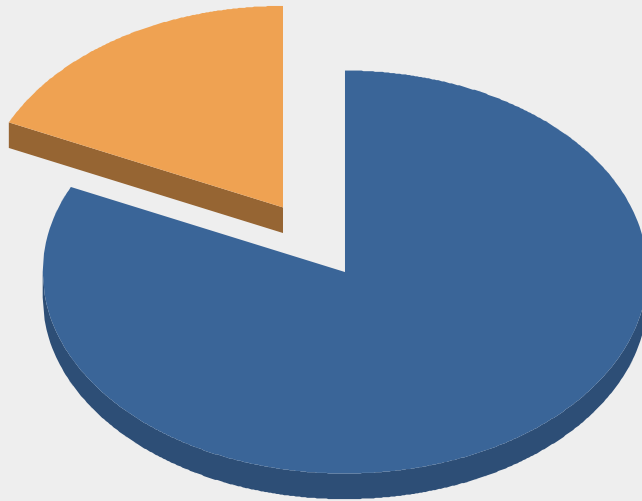
Fall Semester 2009

Beginning: 08/25/2009 thru 12/18/2009

Data thru: 11/18/2009 02:00 AM

Average Balance by Class within School/College

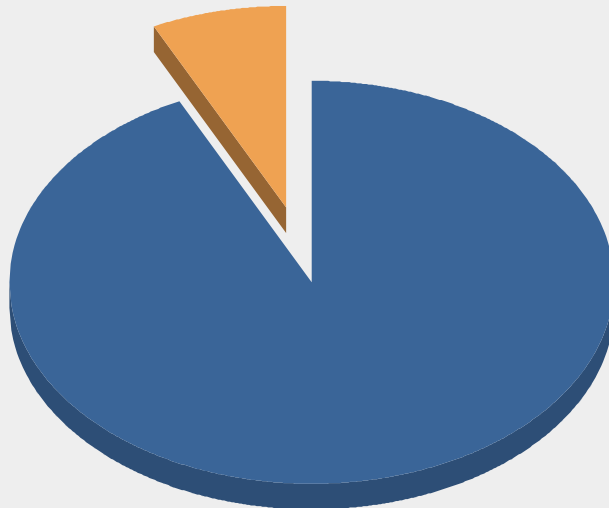
Education - Junior



\$0 - \$9.95	72	81.8%
Others	16	18.2%
Total:	88	100.0%

Average Balance by Class within School/College

Education - Senior



\$0 - \$9.95	104	92.9%
Others	8	7.1%
Total:	112	100.0%

Printing Balances for All Students by School/College by Class by Department

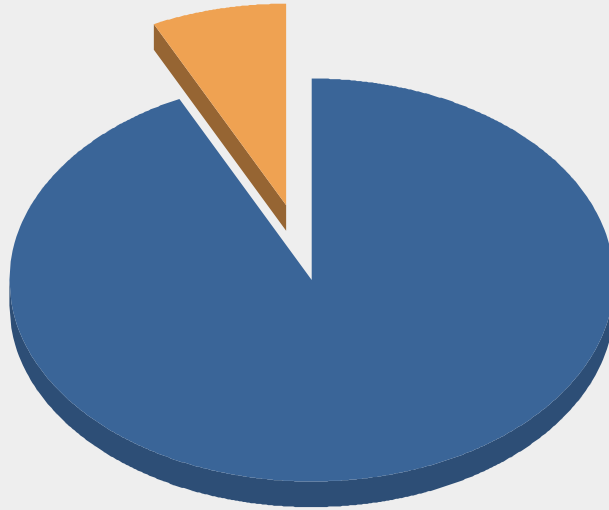
Fall Semester 2009

Beginning: 08/25/2009 thru 12/18/2009

Data thru: 11/18/2009 02:00 AM

Average Balance by Class within School/College

Education - Graduate



\$0 - \$9.95	327	92.9%
Others	25	7.1%
Total:	352	100.0%

Printing Balances for All Students by School/College by Class by Department

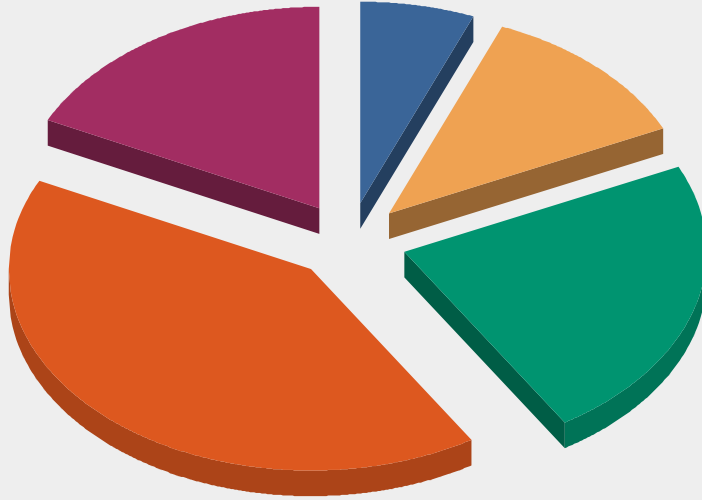
Fall Semester 2009

Beginning: 08/25/2009 thru 12/18/2009

Data thru: 11/18/2009 02:00 AM

Balance Breakdown for All Students within School/College

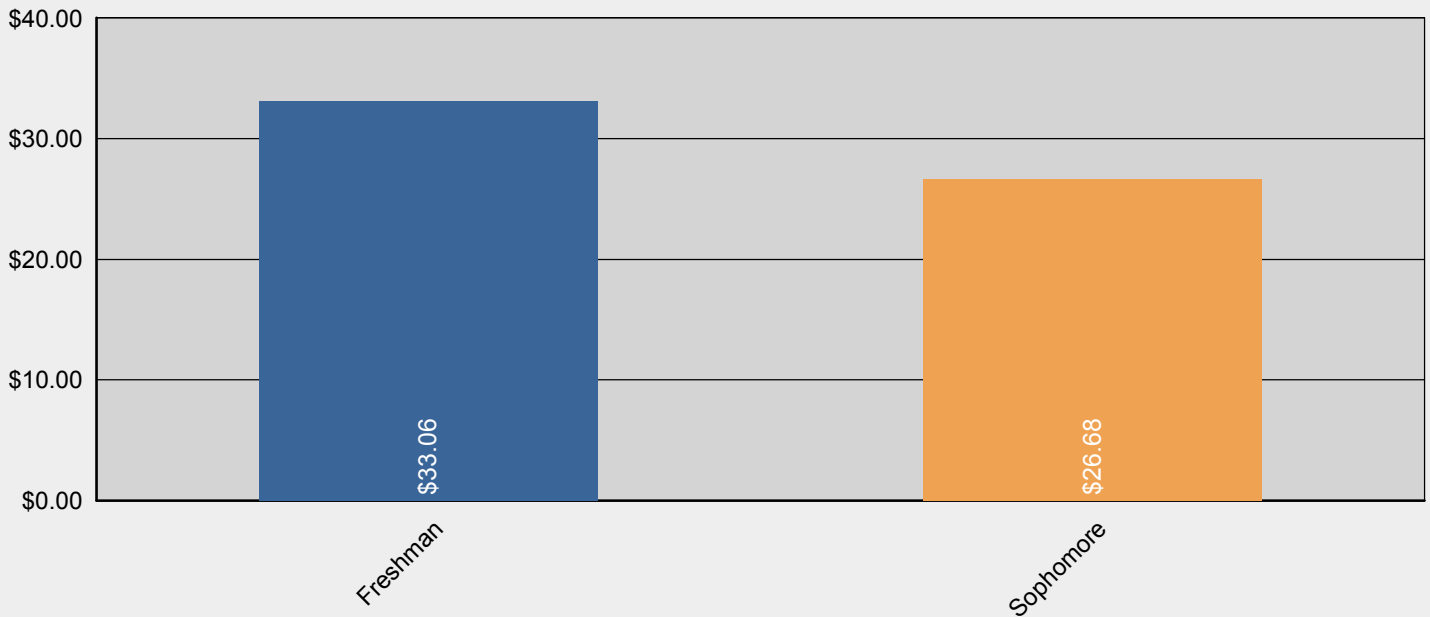
General College



\$0 - \$9.95	497	6.1%
\$10 - \$19.95	972	12.0%
\$20 - \$29.95	1869	23.1%
\$30 - \$39.95	3327	41.1%
\$40.00	1435	17.7%
Total:	8100	100.0%

Average Balance Comparison of Classes within School/College

General College



Printing Balances for All Students by School/College by Class by Department

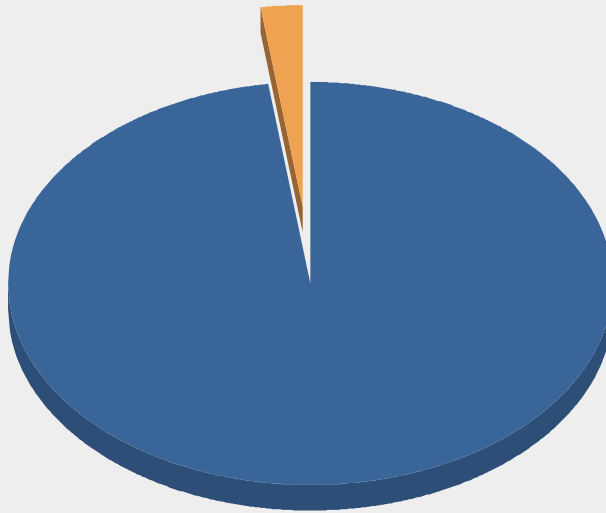
Fall Semester 2009

Beginning: 08/25/2009 thru 12/18/2009

Data thru: 11/18/2009 02:00 AM

Average Balance by Class within School/College

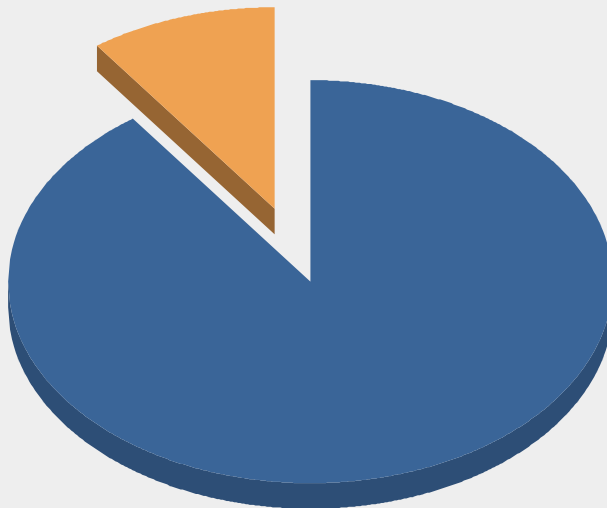
General College - Freshman



\$0 - \$9.95	3918	97.9%
Others	86	2.1%
Total:	4004	100.0%

Average Balance by Class within School/College

General College - Sophomore



\$0 - \$9.95	3685	90.0%
Others	411	10.0%
Total:	4096	100.0%

Printing Balances for All Students by School/College by Class by Department

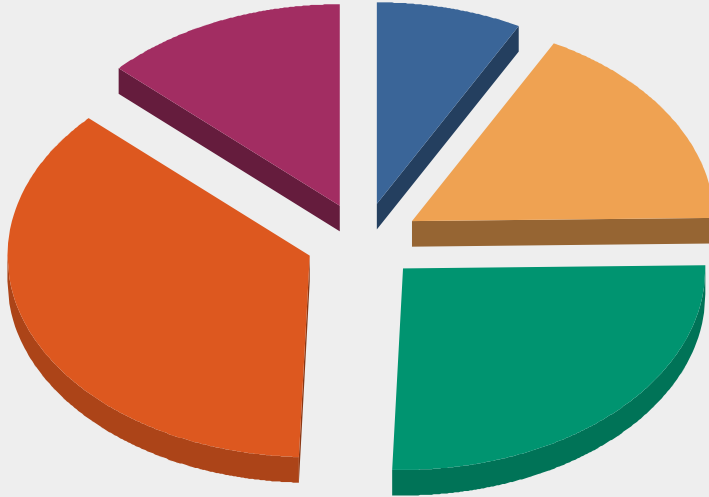
Fall Semester 2009

Beginning: 08/25/2009 thru 12/18/2009

Data thru: 11/18/2009 02:00 AM

Balance Breakdown for All Students within School/College

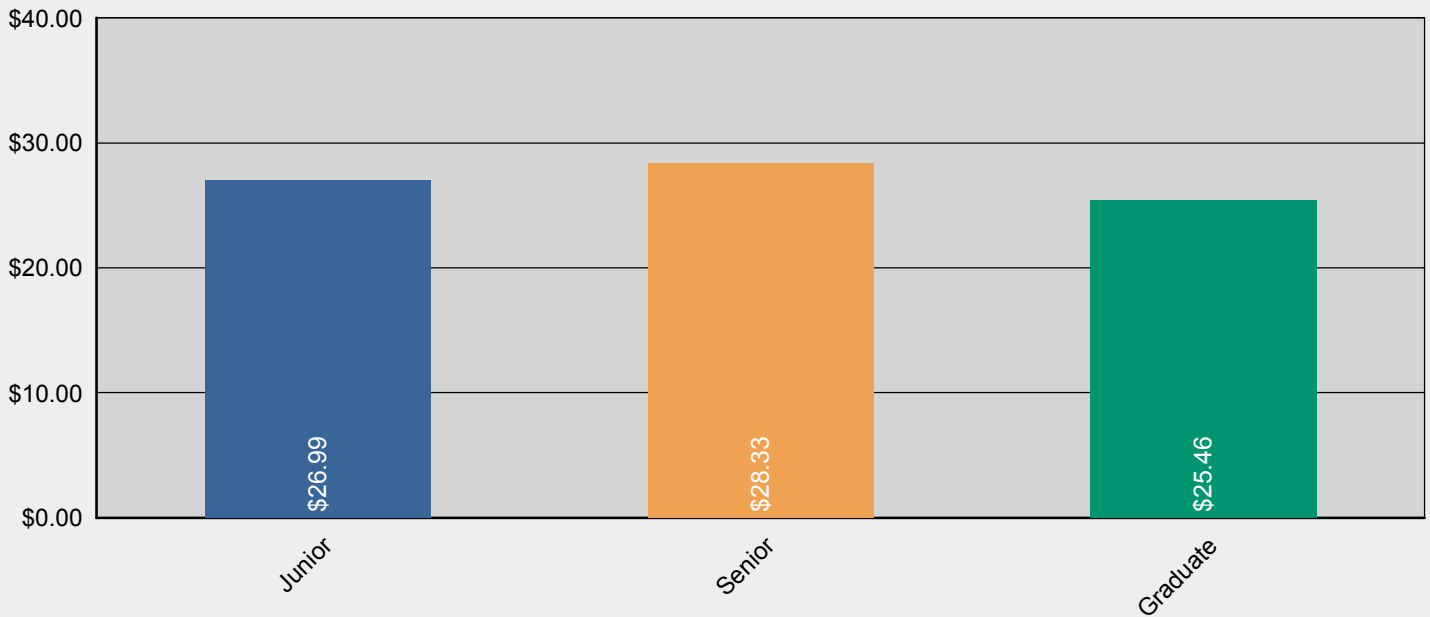
Journalism & Mass Communication



\$0 - \$9.95	70	7.8%
\$10 - \$19.95	153	17.1%
\$20 - \$29.95	230	25.6%
\$30 - \$39.95	327	36.5%
\$40.00	117	13.0%
Total:	897	100.0%

Average Balance Comparison of Classes within School/College

Journalism & Mass Communication



Printing Balances for All Students by School/College by Class by Department

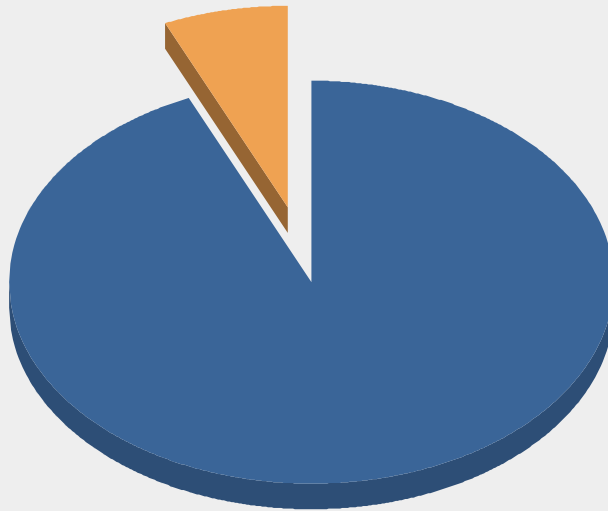
Fall Semester 2009

Beginning: 08/25/2009 thru 12/18/2009

Data thru: 11/18/2009 02:00 AM

Average Balance by Class within School/College

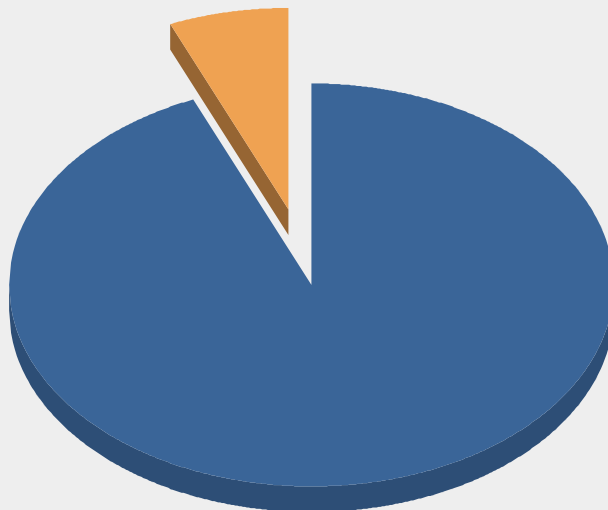
Journalism & Mass Communication - Junior



\$0 - \$9.95	343	93.5%
Others	24	6.5%
Total:	367	100.0%

Average Balance by Class within School/College

Journalism & Mass Communication - Senior



\$0 - \$9.95	411	93.6%
Others	28	6.4%
Total:	439	100.0%

Printing Balances for All Students by School/College by Class by Department

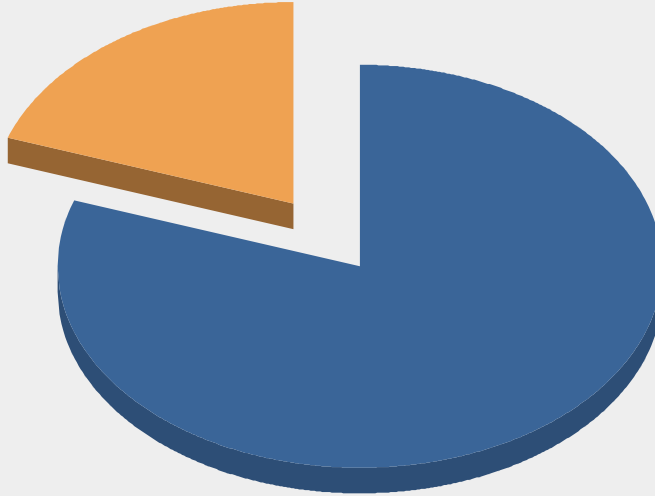
Fall Semester 2009

Beginning: 08/25/2009 thru 12/18/2009

Data thru: 11/18/2009 02:00 AM

Average Balance by Class within School/College

Journalism & Mass Communication - Graduate



\$0 - \$9.95	73	80.2%
Others	18	19.8%
Total:	91	100.0%

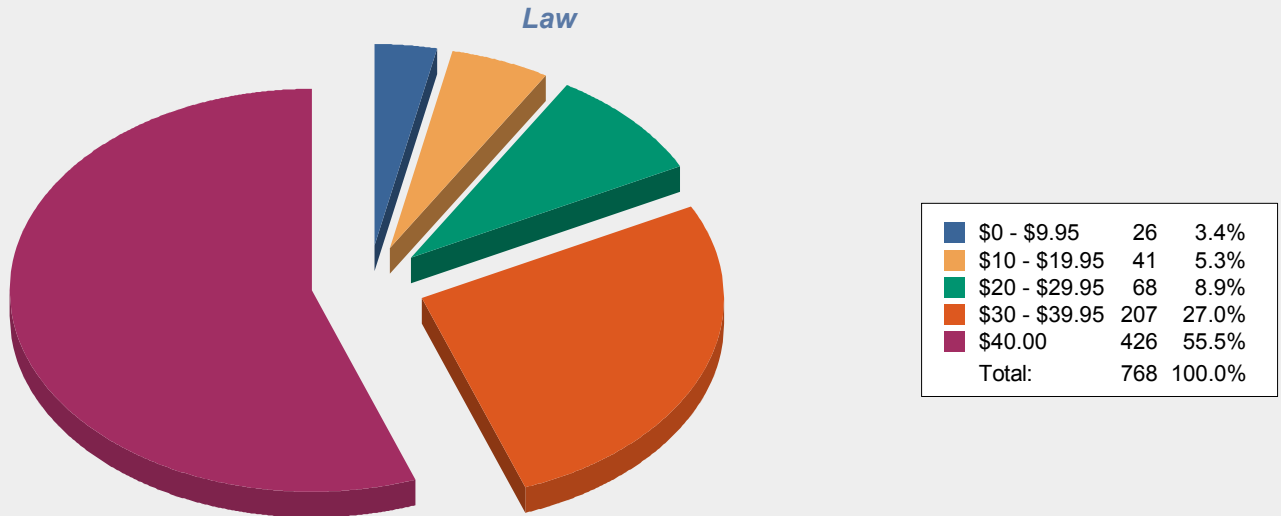
Printing Balances for All Students by School/College by Class by Department

Fall Semester 2009

Beginning: 08/25/2009 thru 12/18/2009

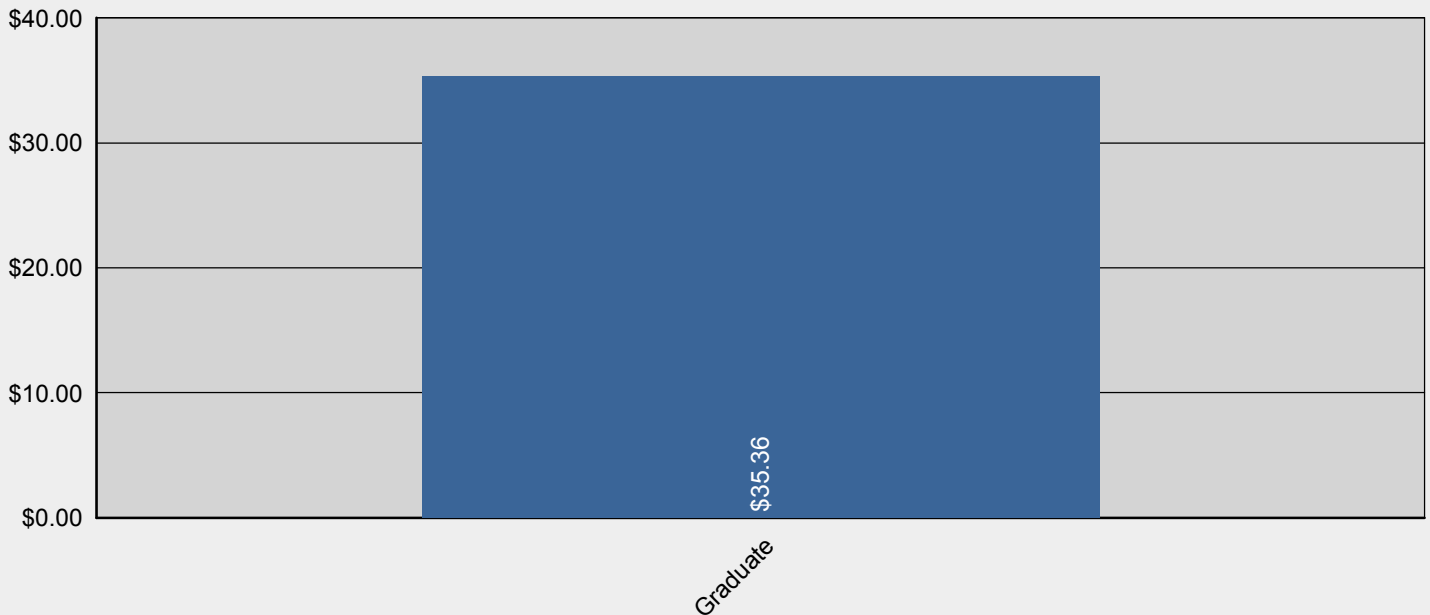
Data thru: 11/18/2009 02:00 AM

Balance Breakdown for All Students within School/College



Average Balance Comparison of Classes within School/College

Law



Printing Balances for All Students by School/College by Class by Department

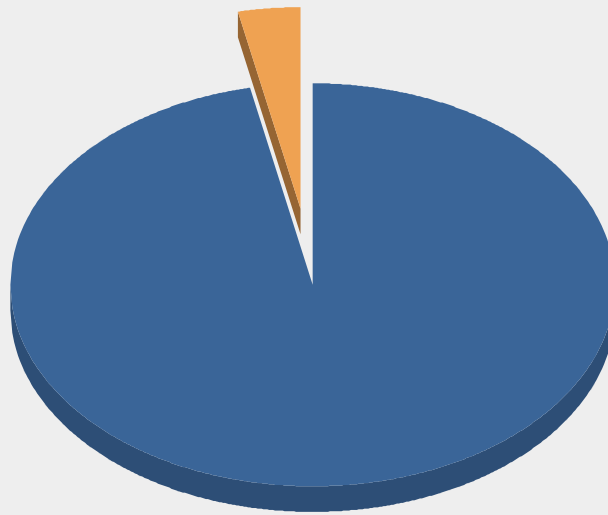
Fall Semester 2009

Beginning: **08/25/2009** thru **12/18/2009**

Data thru: **11/18/2009 02:00 AM**

Average Balance by Class within School/College

Law - Graduate



■ \$0 - \$9.95	742	96.6%
■ Others	26	3.4%
Total:	768	100.0%

Printing Balances for All Students by School/College by Class by Department

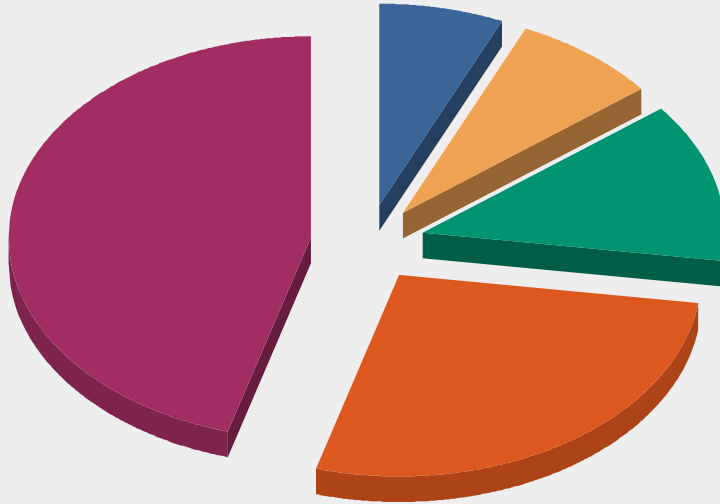
Fall Semester 2009

Beginning: 08/25/2009 thru 12/18/2009

Data thru: 11/18/2009 02:00 AM

Balance Breakdown for All Students within School/College

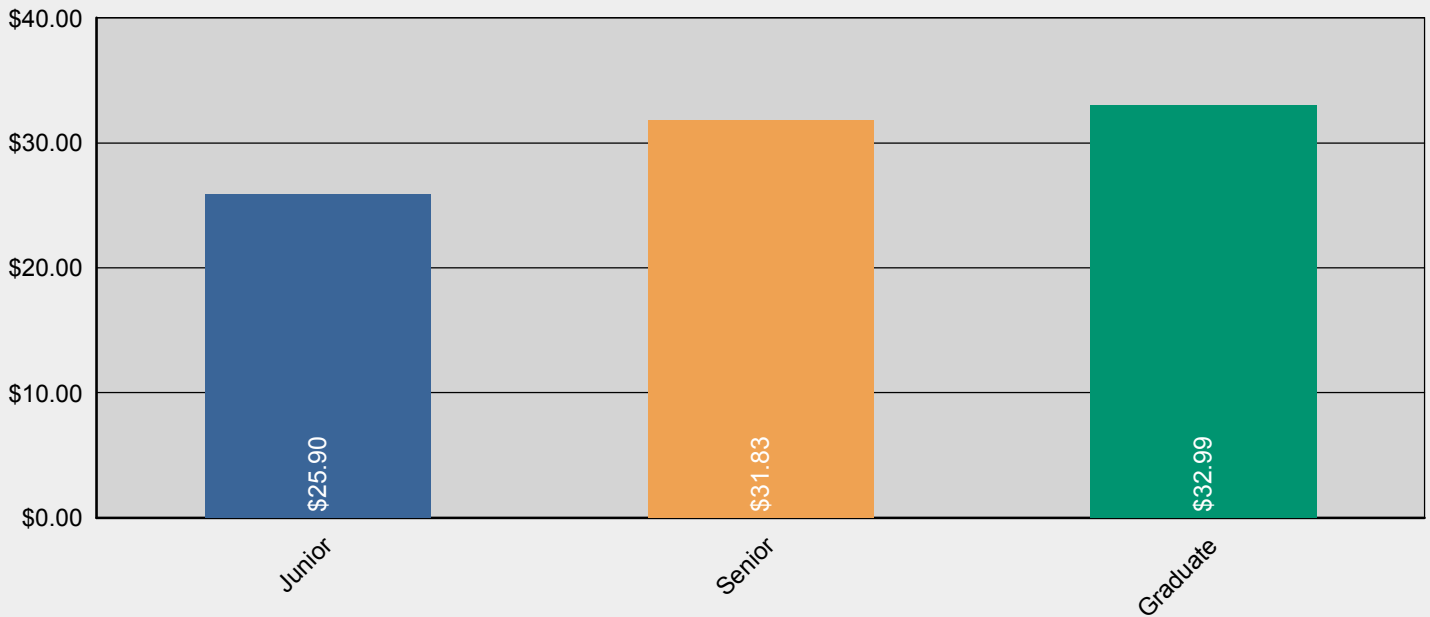
Library Sciences



\$0 - \$9.95	25	6.7%
\$10 - \$19.95	29	7.7%
\$20 - \$29.95	48	12.8%
\$30 - \$39.95	102	27.2%
\$40.00	171	45.6%
Total:	375	100.0%

Average Balance Comparison of Classes within School/College

Library Sciences



Printing Balances for All Students by School/College by Class by Department

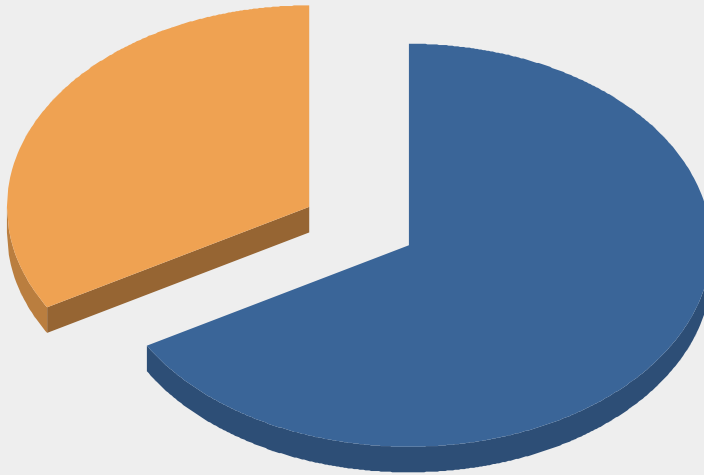
Fall Semester 2009

Beginning: 08/25/2009 thru 12/18/2009

Data thru: 11/18/2009 02:00 AM

Average Balance by Class within School/College

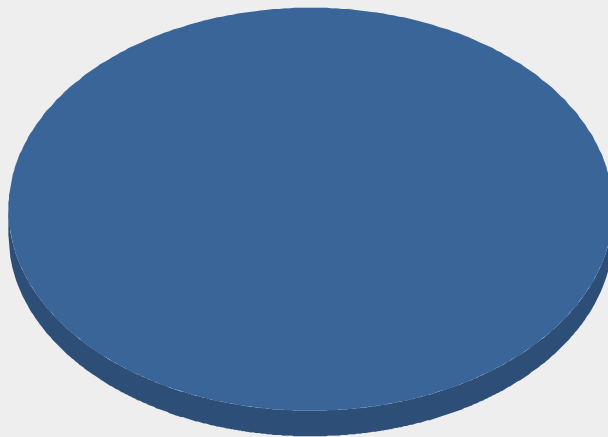
Library Sciences - Junior



\$0 - \$9.95	2	66.7%
Others	1	33.3%
Total:	3	100.0%

Average Balance by Class within School/College

Library Sciences - Senior



\$0 - \$9.95	18	100.0%
Total:	18	100.0%

Printing Balances for All Students by School/College by Class by Department

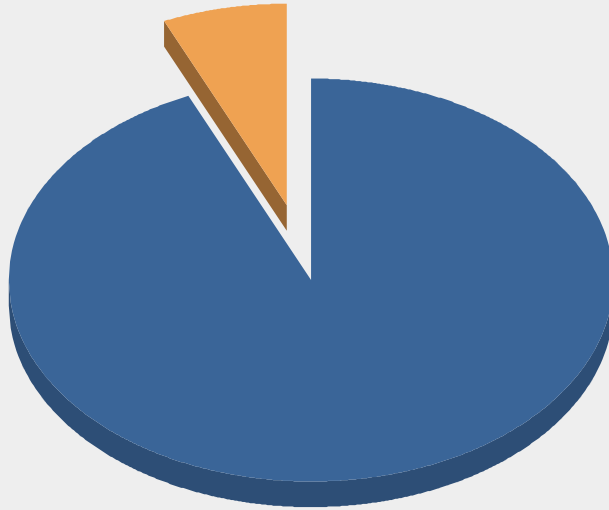
Fall Semester 2009

Beginning: 08/25/2009 thru 12/18/2009

Data thru: 11/18/2009 02:00 AM

Average Balance by Class within School/College

Library Sciences - Graduate



\$0 - \$9.95	330	93.2%
Others	24	6.8%
Total:	354	100.0%

Printing Balances for All Students by School/College by Class by Department

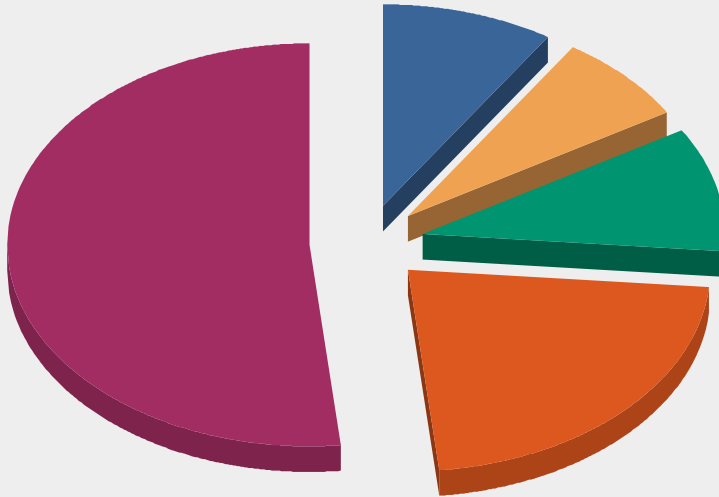
Fall Semester 2009

Beginning: 08/25/2009 thru 12/18/2009

Data thru: 11/18/2009 02:00 AM

Balance Breakdown for All Students within School/College

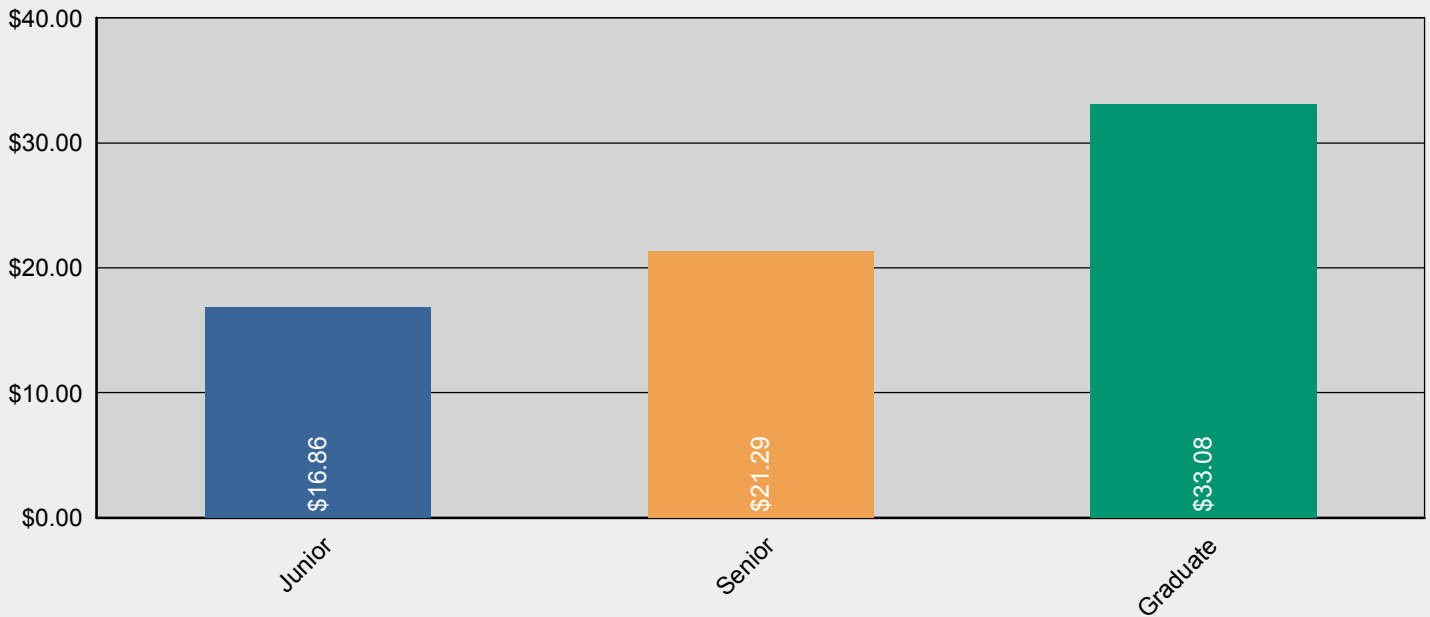
Medicine



Balance Range	Count	Percentage
\$0 - \$9.95	148	9.2%
\$10 - \$19.95	117	7.2%
\$20 - \$29.95	160	9.9%
\$30 - \$39.95	354	21.9%
\$40.00	836	51.8%
Total:	1615	100.0%

Average Balance Comparison of Classes within School/College

Medicine



Printing Balances for All Students by School/College by Class by Department

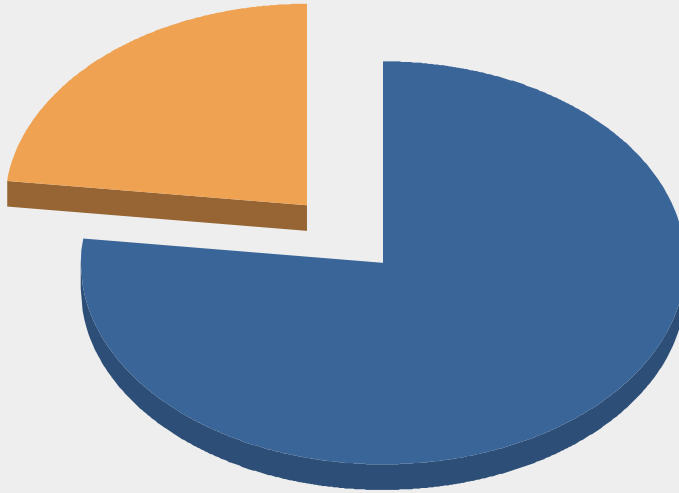
Fall Semester 2009

Beginning: 08/25/2009 thru 12/18/2009

Data thru: 11/18/2009 02:00 AM

Average Balance by Class within School/College

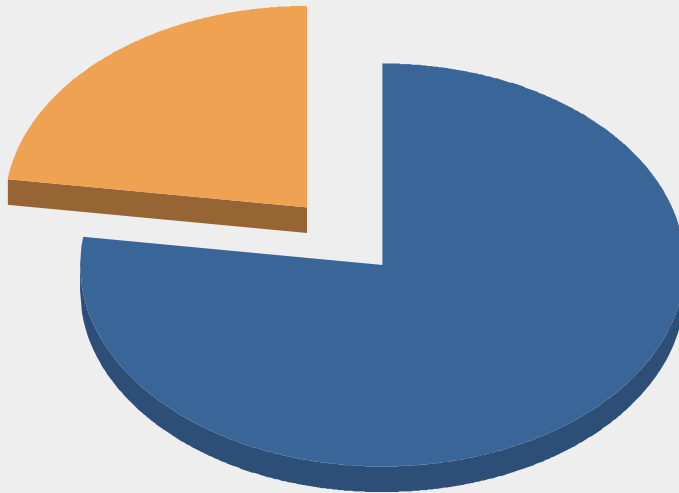
Medicine - Junior



\$0 - \$9.95	20	76.9%
Others	6	23.1%
Total:	26	100.0%

Average Balance by Class within School/College

Medicine - Senior



\$0 - \$9.95	34	77.3%
Others	10	22.7%
Total:	44	100.0%

Printing Balances for All Students by School/College by Class by Department

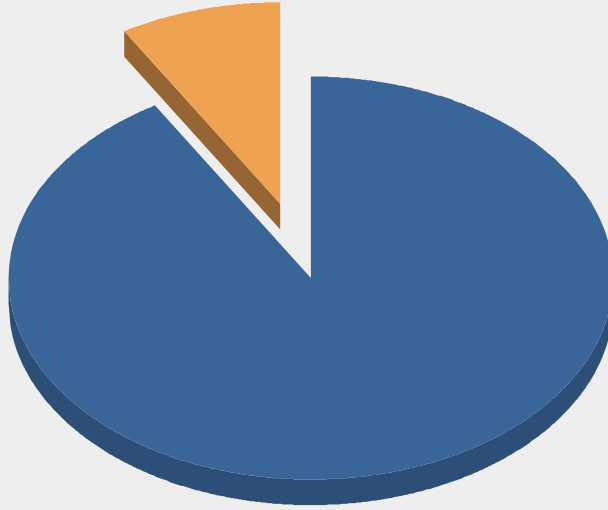
Fall Semester 2009

Beginning: 08/25/2009 thru 12/18/2009

Data thru: 11/18/2009 02:00 AM

Average Balance by Class within School/College

Medicine - Graduate



\$0 - \$9.95	1413	91.5%
Others	132	8.5%
Total:	1545	100.0%

Printing Balances for All Students by School/College by Class by Department

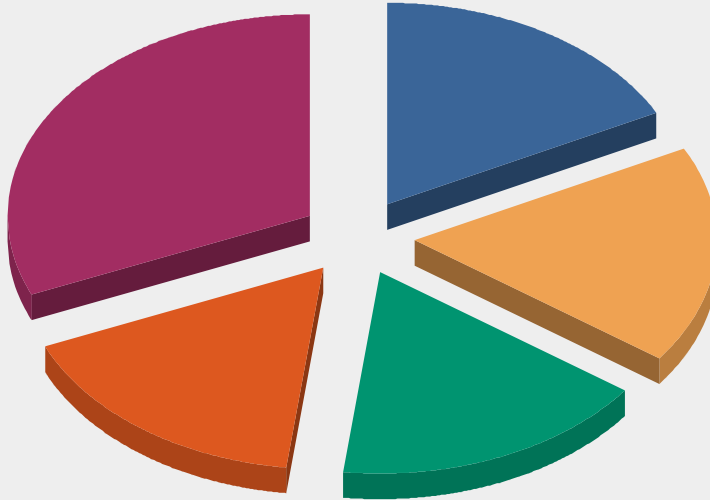
Fall Semester 2009

Beginning: 08/25/2009 thru 12/18/2009

Data thru: 11/18/2009 02:00 AM

Balance Breakdown for All Students within School/College

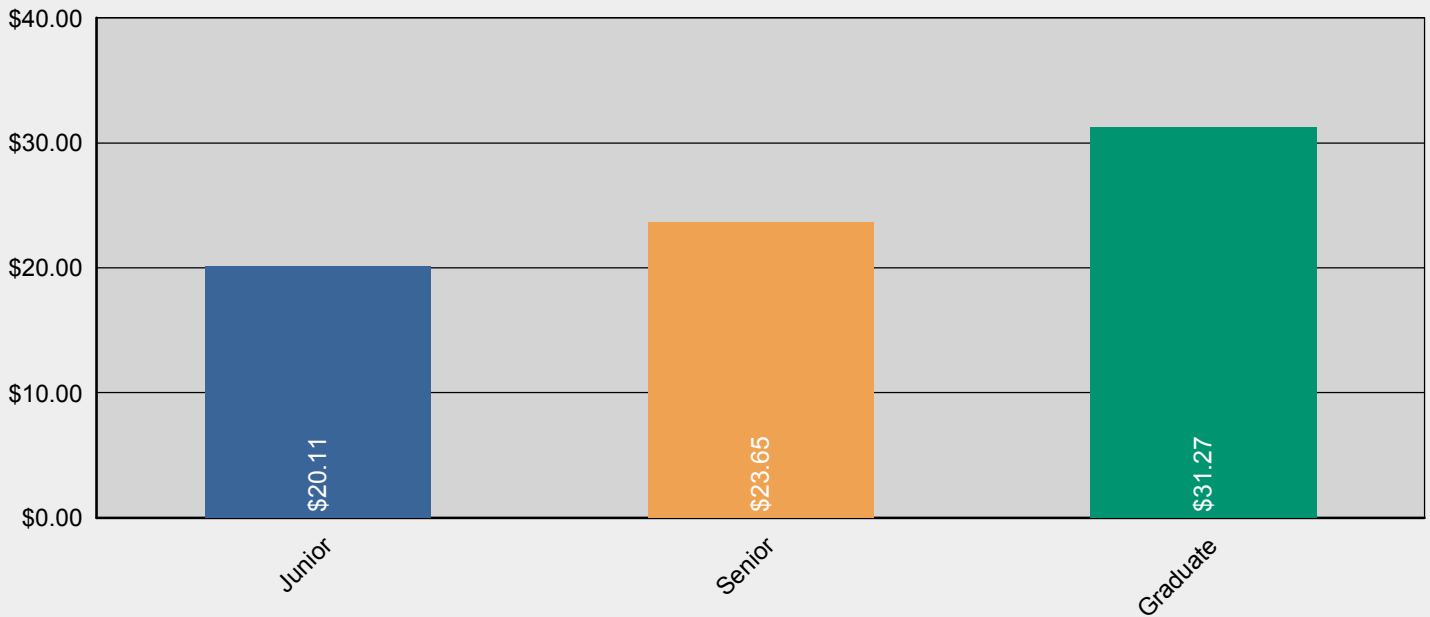
Nursing



Balance Range	Count	Percentage
\$0 - \$9.95	100	17.4%
\$10 - \$19.95	102	17.7%
\$20 - \$29.95	96	16.7%
\$30 - \$39.95	97	16.9%
\$40.00	180	31.3%
Total:	575	100.0%

Average Balance Comparison of Classes within School/College

Nursing



Printing Balances for All Students by School/College by Class by Department

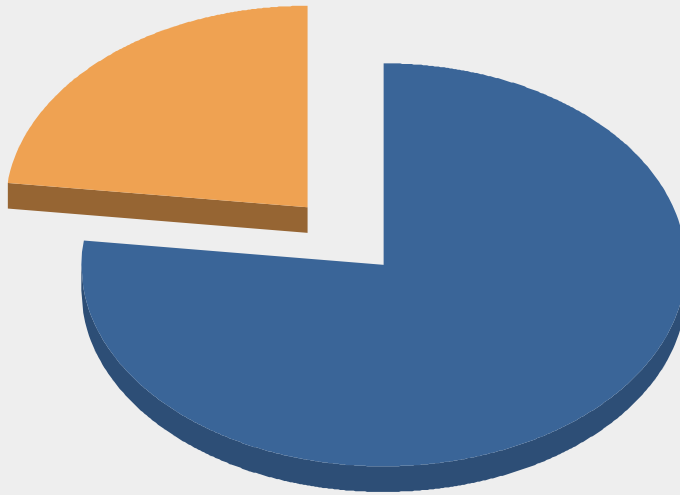
Fall Semester 2009

Beginning: 08/25/2009 thru 12/18/2009

Data thru: 11/18/2009 02:00 AM

Average Balance by Class within School/College

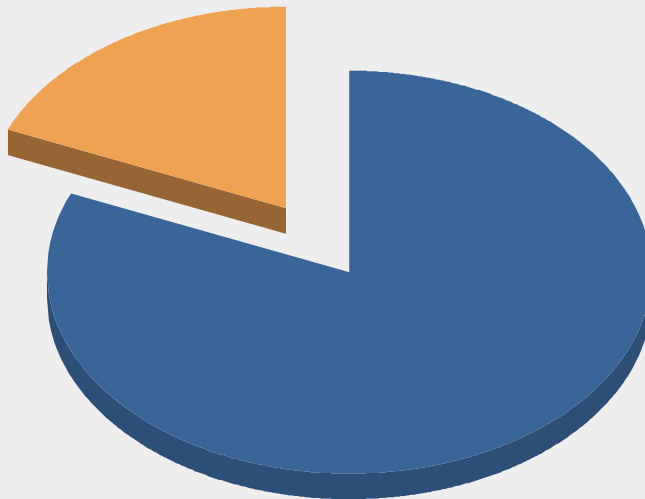
Nursing - Junior



\$0 - \$9.95	80	76.9%
Others	24	23.1%
Total:	104	100.0%

Average Balance by Class within School/College

Nursing - Senior



\$0 - \$9.95	206	81.4%
Others	47	18.6%
Total:	253	100.0%

Printing Balances for All Students by School/College by Class by Department

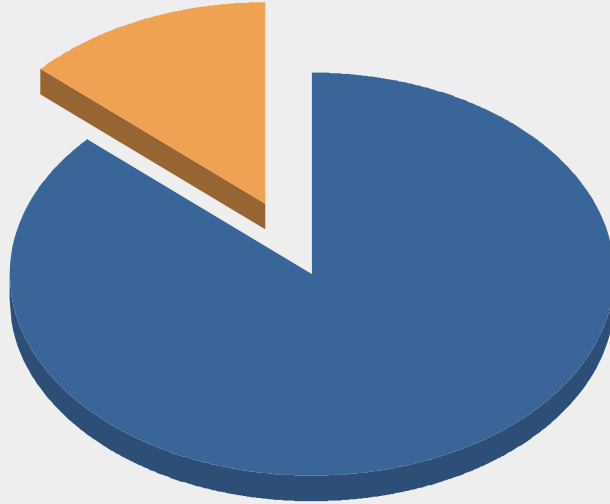
Fall Semester 2009

Beginning: 08/25/2009 thru 12/18/2009

Data thru: 11/18/2009 02:00 AM

Average Balance by Class within School/College

Nursing - Graduate



\$0 - \$9.95	189	86.7%
Others	29	13.3%
Total:	218	100.0%

Printing Balances for All Students by School/College by Class by Department

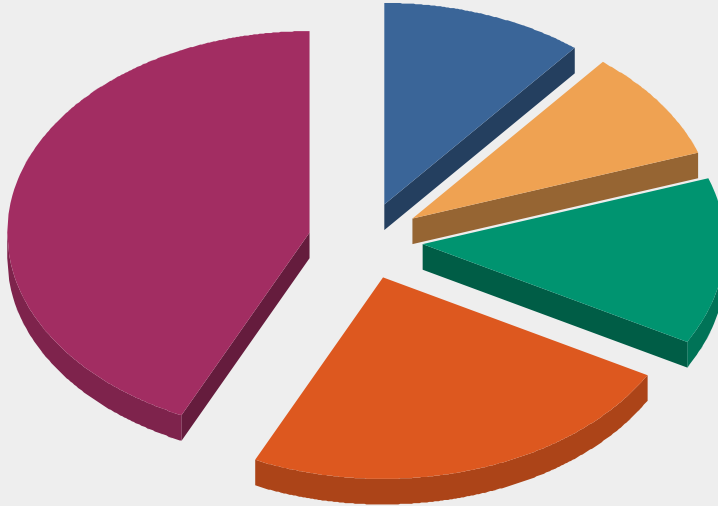
Fall Semester 2009

Beginning: 08/25/2009 thru 12/18/2009

Data thru: 11/18/2009 02:00 AM

Balance Breakdown for All Students within School/College

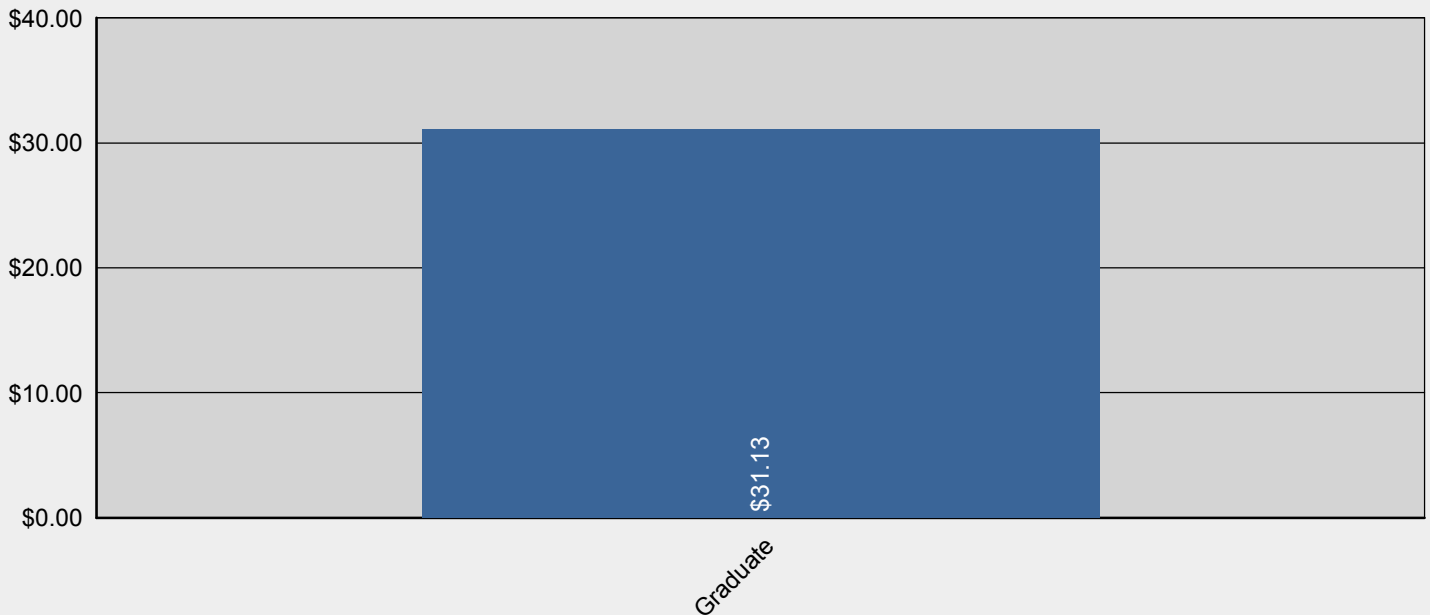
Pharmacy



Balance Range	Count	Percentage
\$0 - \$9.95	71	10.7%
\$10 - \$19.95	60	9.1%
\$20 - \$29.95	88	13.3%
\$30 - \$39.95	158	23.9%
\$40.00	285	43.1%
Total:	662	100.0%

Average Balance Comparison of Classes within School/College

Pharmacy



Printing Balances for All Students by School/College by Class by Department

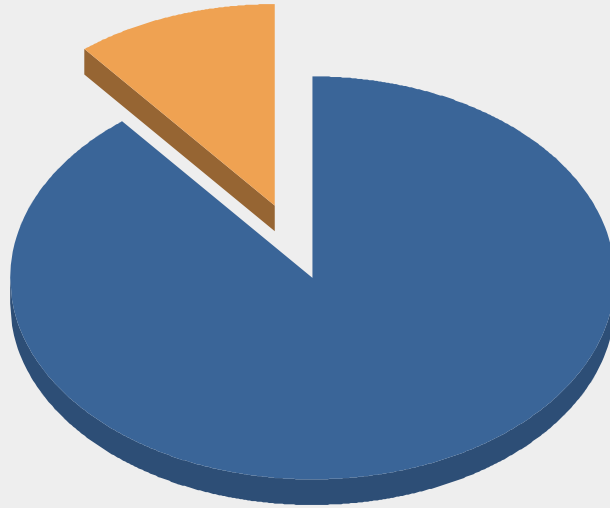
Fall Semester 2009

Beginning: 08/25/2009 thru 12/18/2009

Data thru: 11/18/2009 02:00 AM

Average Balance by Class within School/College

Pharmacy - Graduate



■ \$0 - \$9.95	591	89.3%
■ Others	71	10.7%
Total:	662	100.0%

Printing Balances for All Students by School/College by Class by Department

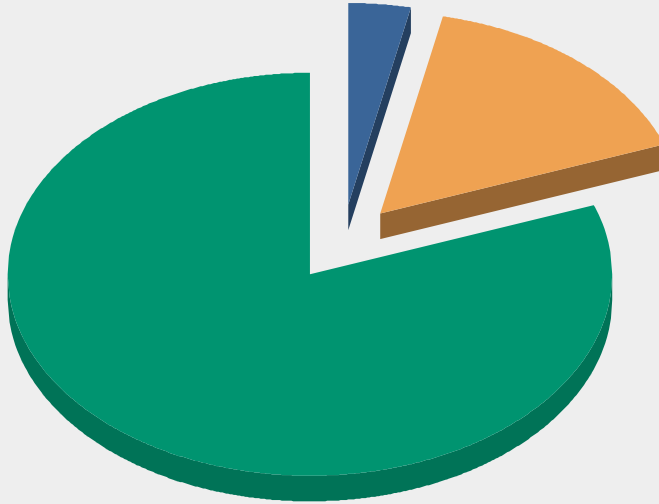
Fall Semester 2009

Beginning: 08/25/2009 thru 12/18/2009

Data thru: 11/18/2009 02:00 AM

Balance Breakdown for All Students within School/College

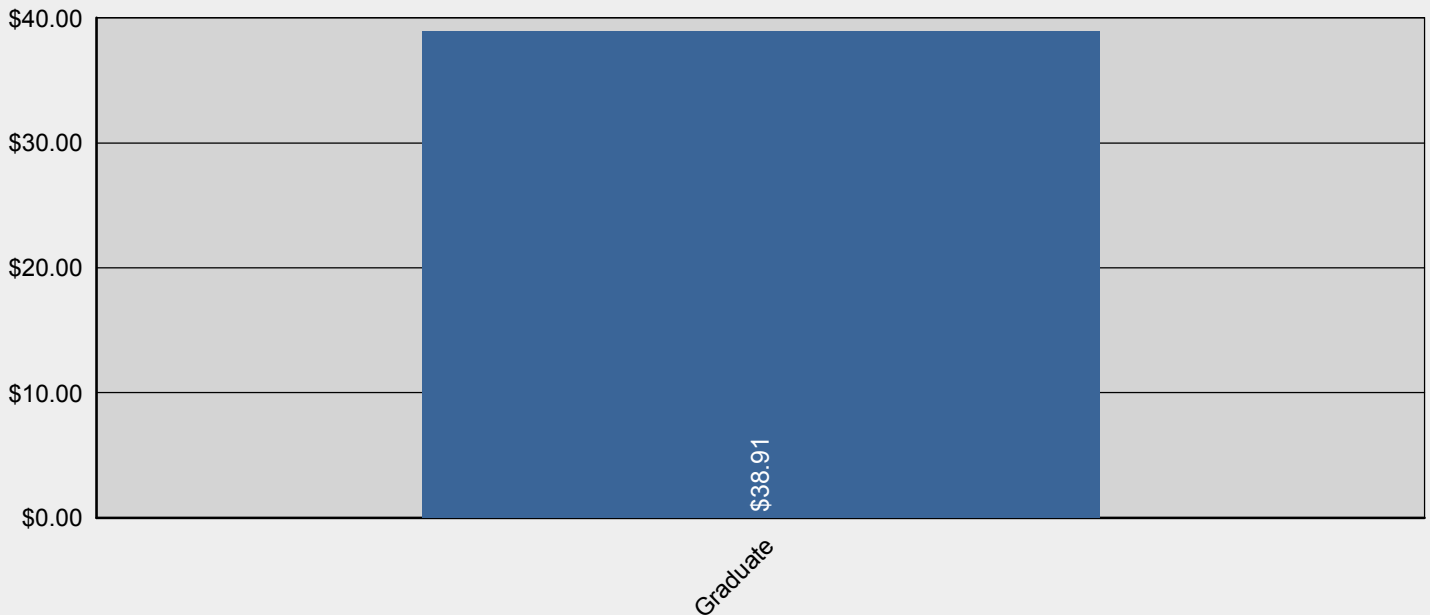
Public Administration



\$20 - \$29.95	2	3.2%
\$30 - \$39.95	10	16.1%
\$40.00	50	80.6%
Total:	62	100.0%

Average Balance Comparison of Classes within School/College

Public Administration



Printing Balances for All Students by School/College by Class by Department

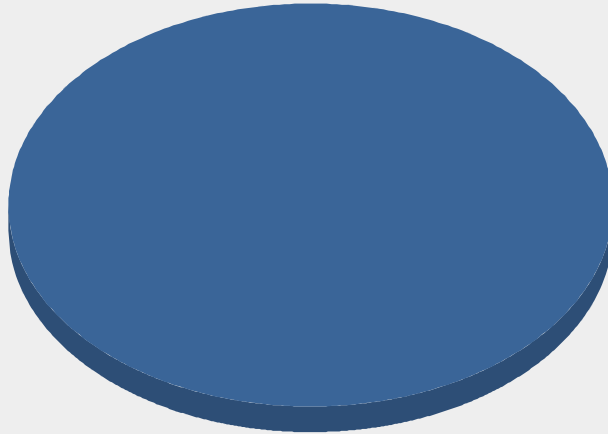
Fall Semester 2009

Beginning: **08/25/2009** thru **12/18/2009**

Data thru: **11/18/2009 02:00 AM**

Average Balance by Class within School/College

Public Administration - Graduate



Printing Balances for All Students by School/College by Class by Department

Fall Semester 2009

Beginning: 08/25/2009 thru 12/18/2009

Data thru: 11/18/2009 02:00 AM

Balance Breakdown for All Students within School/College

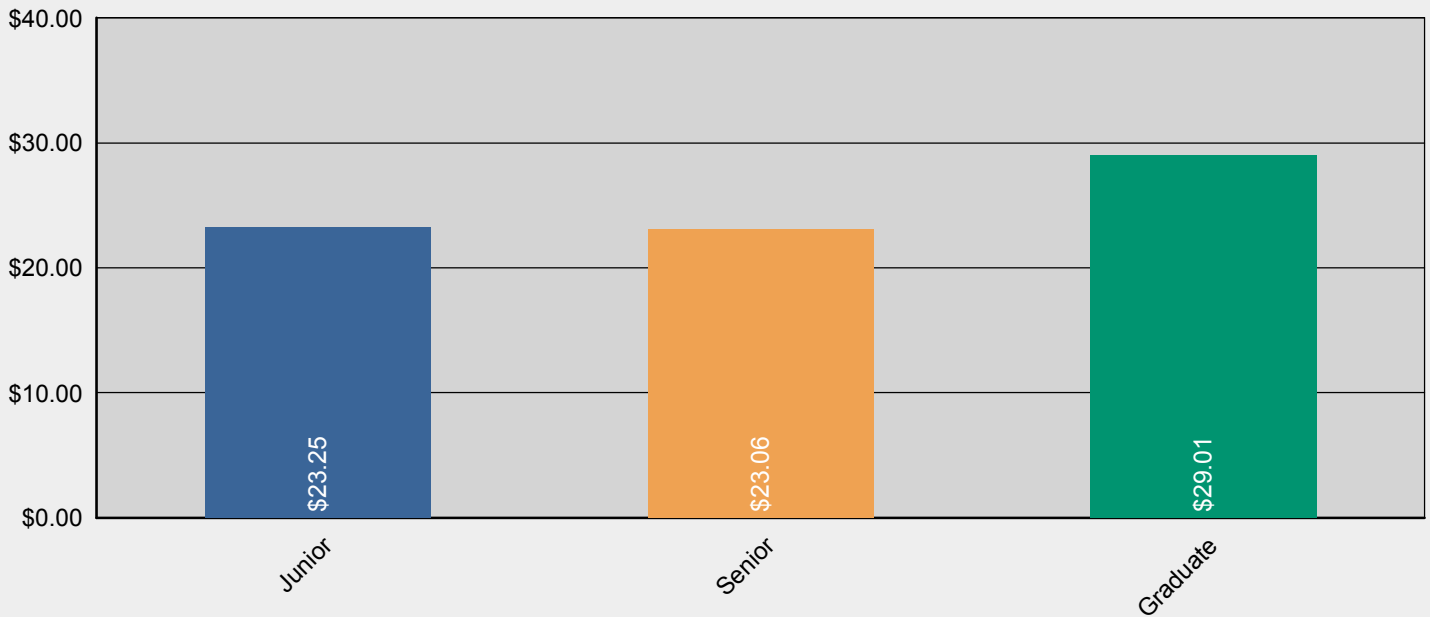
Public Health



\$0 - \$9.95	139	12.7%
\$10 - \$19.95	136	12.4%
\$20 - \$29.95	213	19.4%
\$30 - \$39.95	291	26.5%
\$40.00	318	29.0%
Total:	1097	100.0%

Average Balance Comparison of Classes within School/College

Public Health



Printing Balances for All Students by School/College by Class by Department

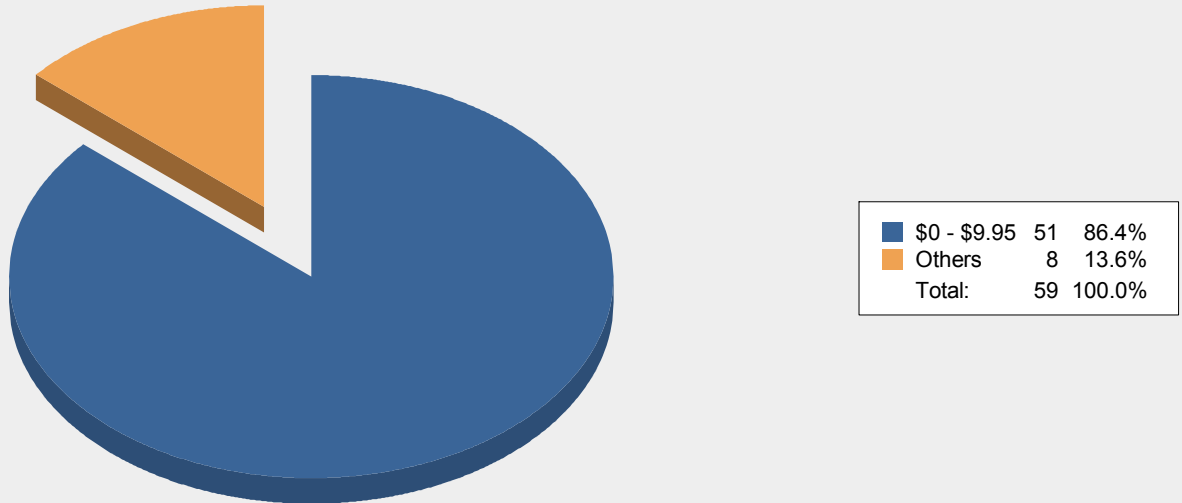
Fall Semester 2009

Beginning: 08/25/2009 thru 12/18/2009

Data thru: 11/18/2009 02:00 AM

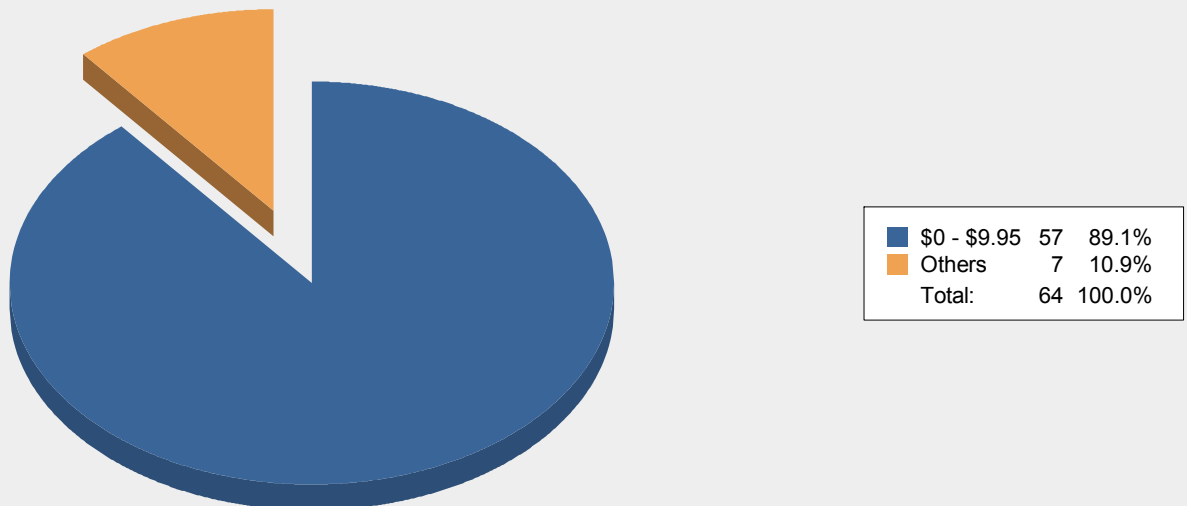
Average Balance by Class within School/College

Public Health - Junior



Average Balance by Class within School/College

Public Health - Senior



Printing Balances for All Students by School/College by Class by Department

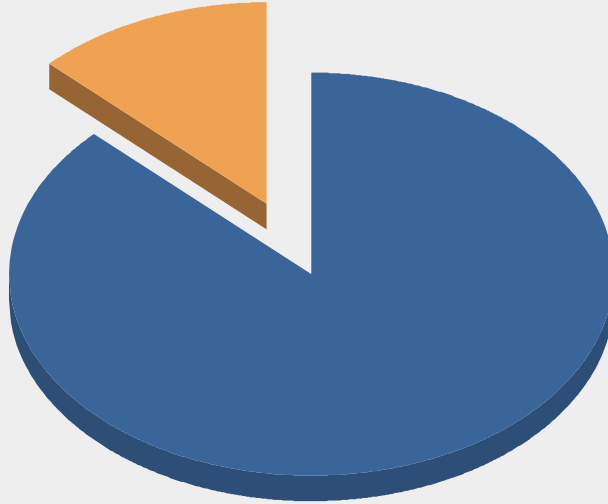
Fall Semester 2009

Beginning: 08/25/2009 thru 12/18/2009

Data thru: 11/18/2009 02:00 AM

Average Balance by Class within School/College

Public Health - Graduate



\$0 - \$9.95	850	87.3%
Others	124	12.7%
Total:	974	100.0%

Printing Balances for All Students by School/College by Class by Department

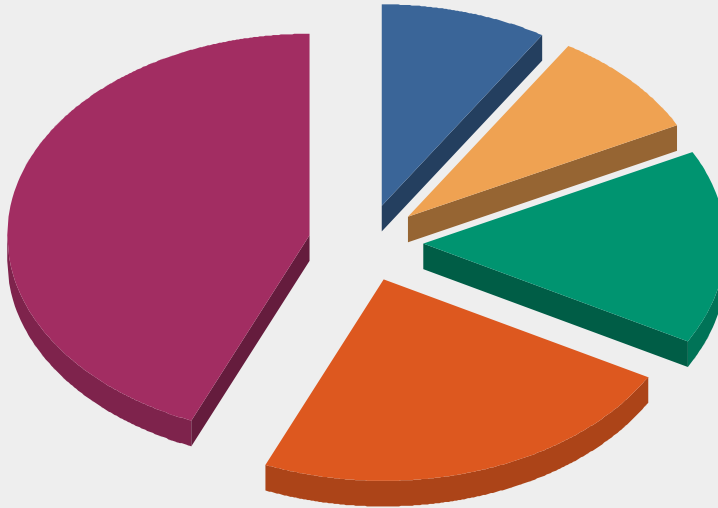
Fall Semester 2009

Beginning: 08/25/2009 thru 12/18/2009

Data thru: 11/18/2009 02:00 AM

Balance Breakdown for All Students within School/College

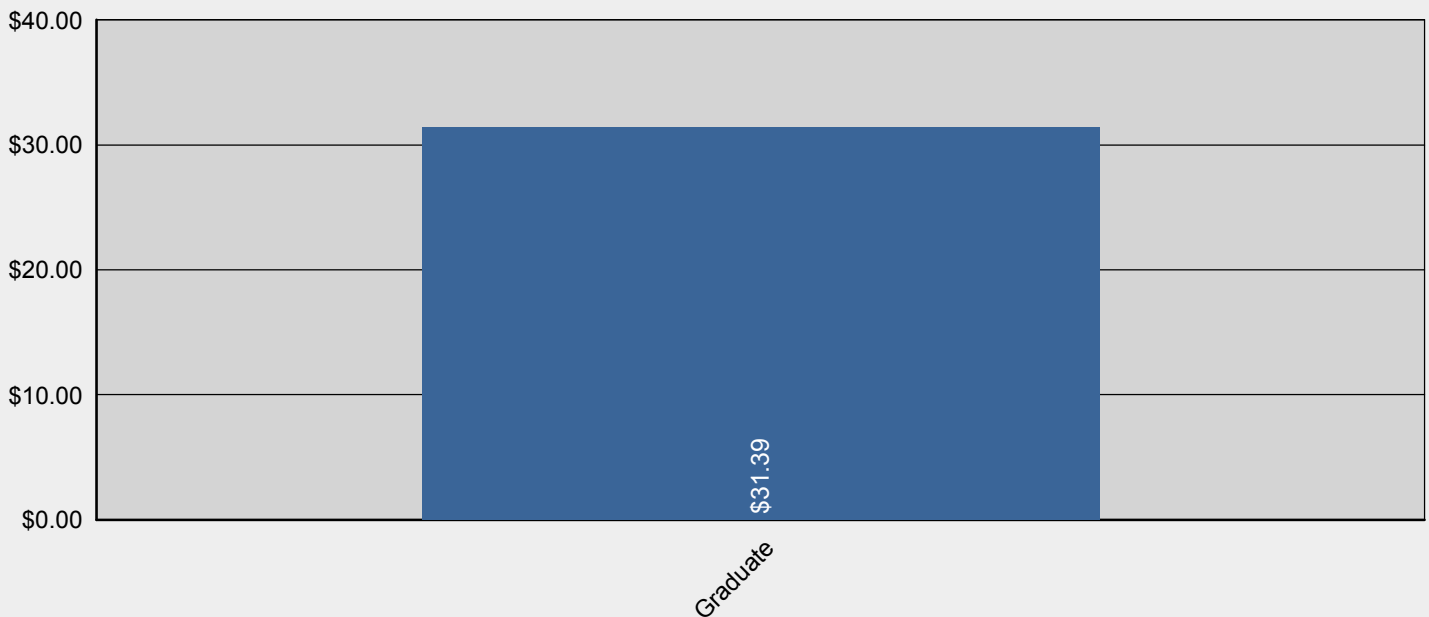
Social Work



\$0 - \$9.95	20	9.0%
\$10 - \$19.95	19	8.5%
\$20 - \$29.95	35	15.7%
\$30 - \$39.95	52	23.3%
\$40.00	97	43.5%
Total:	223	100.0%

Average Balance Comparison of Classes within School/College

Social Work



Printing Balances for All Students by School/College by Class by Department

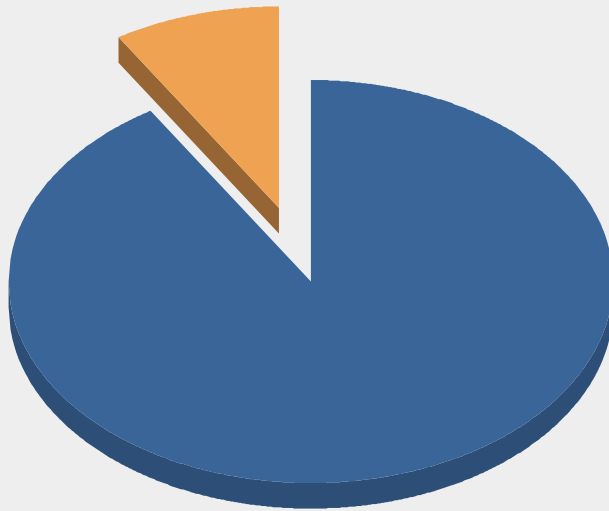
Fall Semester 2009

Beginning: **08/25/2009** thru **12/18/2009**

Data thru: **11/18/2009 02:00 AM**

Average Balance by Class within School/College

Social Work - Graduate



■ \$0 - \$9.95	203	91.0%
■ Others	20	9.0%
Total:	223	100.0%

Printing Balances for All Students by School/College by Class by Department

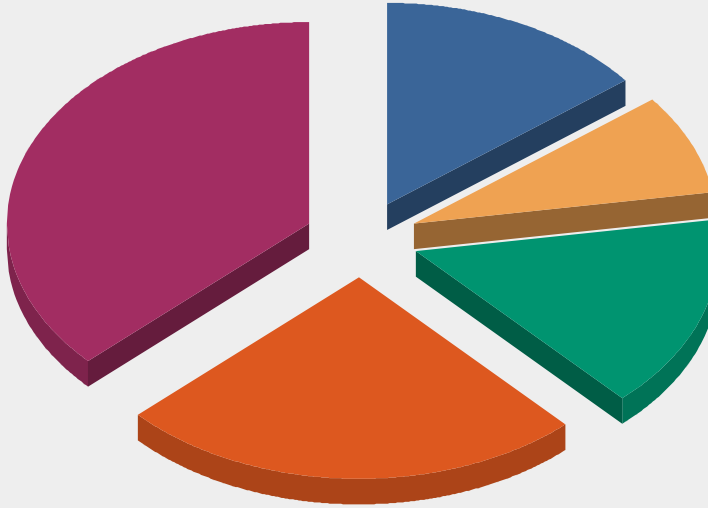
Fall Semester 2009

Beginning: 08/25/2009 thru 12/18/2009

Data thru: 11/18/2009 02:00 AM

Balance Breakdown for All Students within School/College

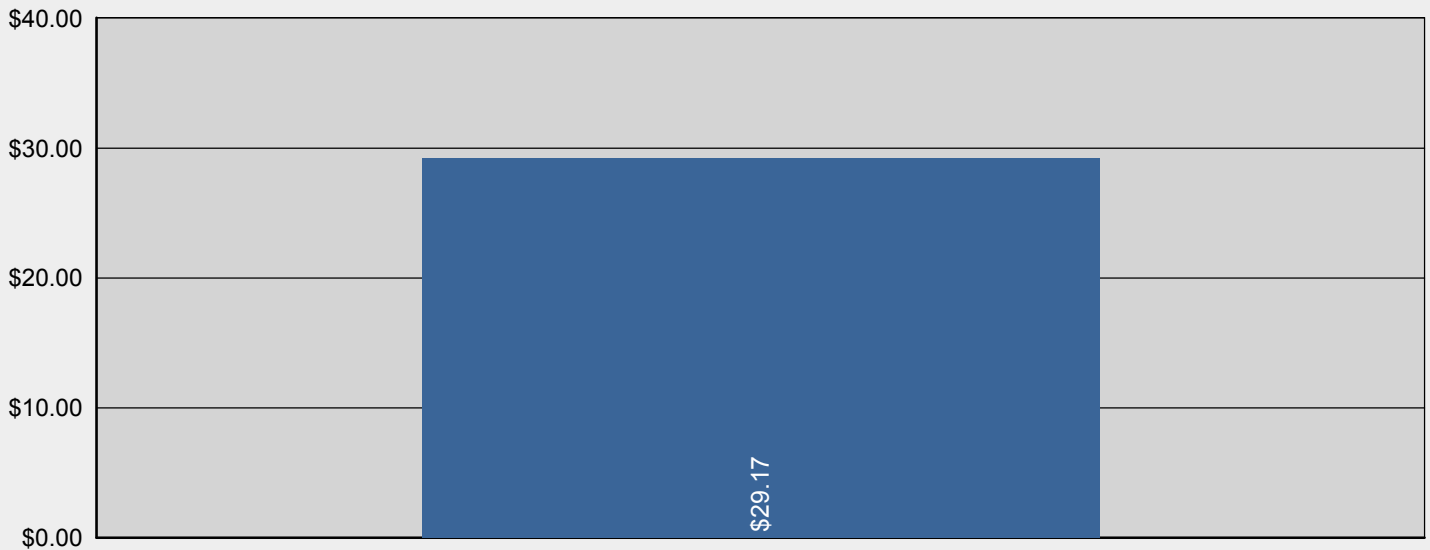
Unknown



\$0 - \$9.95	11	14.5%
\$10 - \$19.95	6	7.9%
\$20 - \$29.95	12	15.8%
\$30 - \$39.95	19	25.0%
\$40.00	28	36.8%
Total:	76	100.0%

Average Balance Comparison of Classes within School/College

Unknown



Printing Balances for All Students by School/College by Class by Department

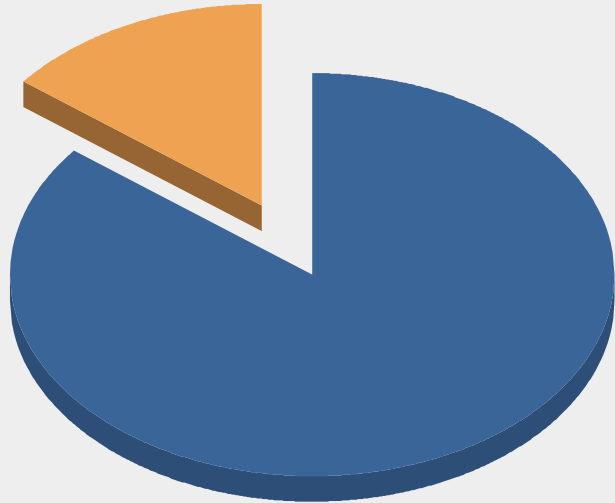
Fall Semester 2009

Beginning: 08/25/2009 thru 12/18/2009

Data thru: 11/18/2009 02:00 AM

Average Balance by Class within School/College

Unknown -



\$0 - \$9.95	65	85.5%
Others	11	14.5%
Total:	76	100.0%

Printing Balances for All Students by School/College by Class by Department

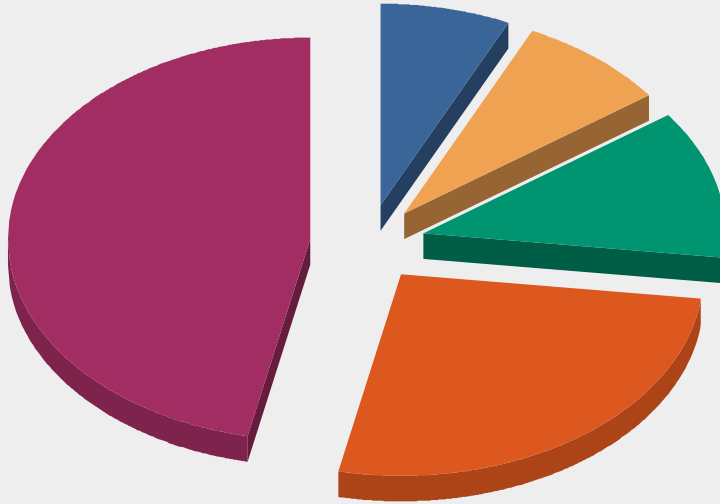
Fall Semester 2009

Beginning: 08/25/2009 thru 12/18/2009

Data thru: 11/18/2009 02:00 AM

Balance Breakdown for All Students within School/College

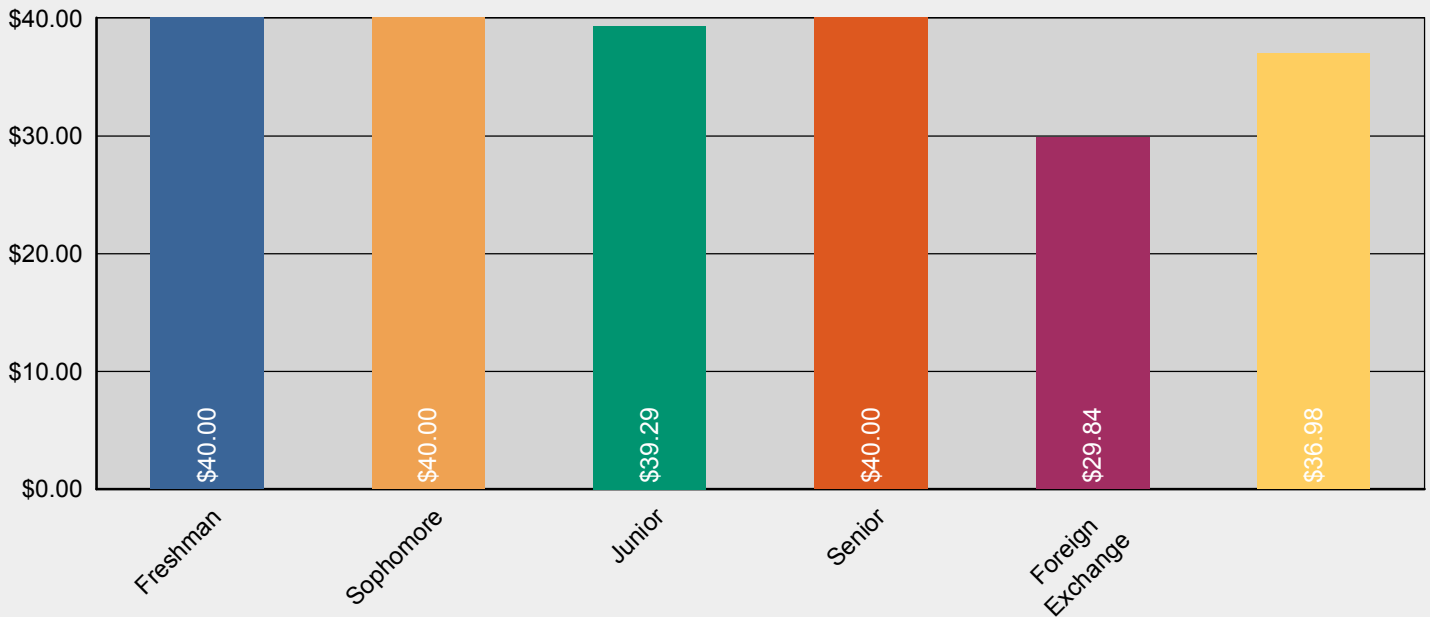
Vising Scholar/Student



\$0 - \$9.95	22	7.1%
\$10 - \$19.95	25	8.0%
\$20 - \$29.95	37	11.9%
\$30 - \$39.95	82	26.4%
\$40.00	145	46.6%
Total:	311	100.0%

Average Balance Comparison of Classes within School/College

Vising Scholar/Student



Printing Balances for All Students by School/College by Class by Department

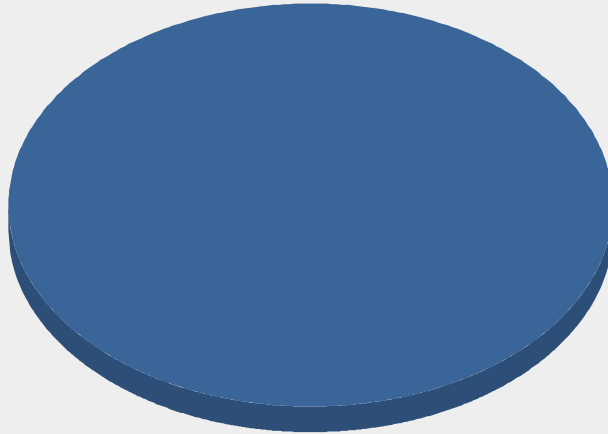
Fall Semester 2009

Beginning: 08/25/2009 thru 12/18/2009

Data thru: 11/18/2009 02:00 AM

Average Balance by Class within School/College

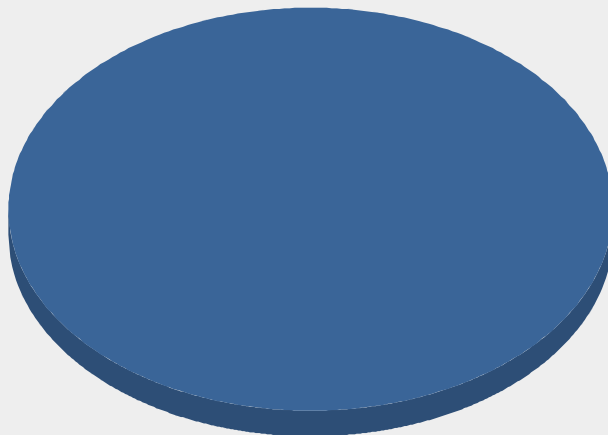
Vising Scholar/Student - Freshman



■ \$0 - \$9.95	14	100.0%
Total:	14	100.0%

Average Balance by Class within School/College

Vising Scholar/Student - Sophomore



■ \$0 - \$9.95	22	100.0%
Total:	22	100.0%

Printing Balances for All Students by School/College by Class by Department

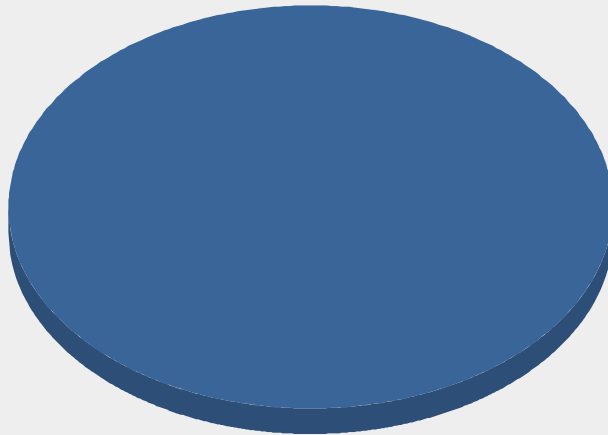
Fall Semester 2009

Beginning: 08/25/2009 thru 12/18/2009

Data thru: 11/18/2009 02:00 AM

Average Balance by Class within School/College

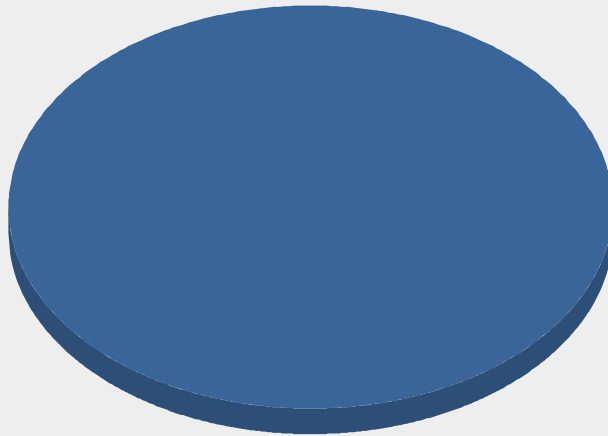
Vising Scholar/Student - Junior



■ \$0 - \$9.95	16	100.0%
Total:	16	100.0%

Average Balance by Class within School/College

Vising Scholar/Student - Senior



■ \$0 - \$9.95	14	100.0%
Total:	14	100.0%

Printing Balances for All Students by School/College by Class by Department

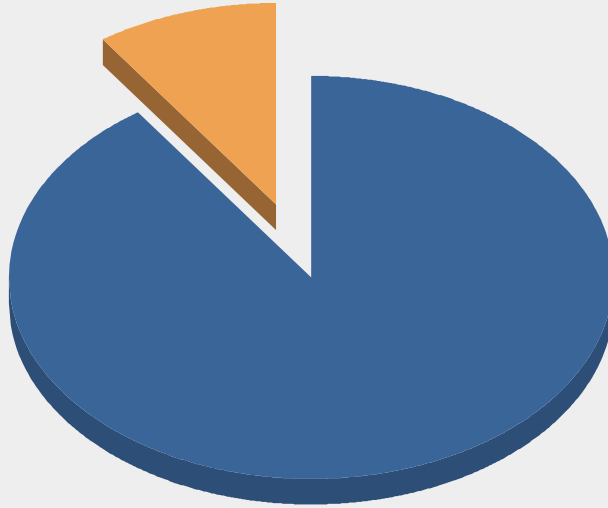
Fall Semester 2009

Beginning: 08/25/2009 thru 12/18/2009

Data thru: 11/18/2009 02:00 AM

Average Balance by Class within School/College

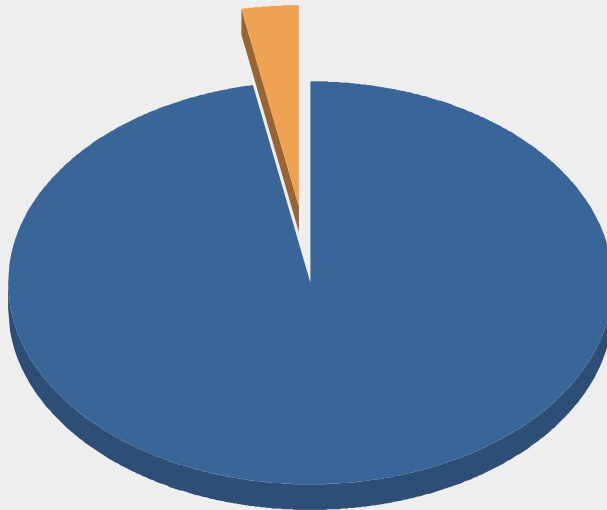
Vising Scholar/Student - Foreign Exchange



\$0 - \$9.95	192	90.1%
Others	21	9.9%
Total:	213	100.0%

Average Balance by Class within School/College

Vising Scholar/Student -



\$0 - \$9.95	31	96.9%
Others	1	3.1%
Total:	32	100.0%