

# LISTEN EVERYWHERE

▶ Listen Everywhere is an assistive listening technology that allows room audio to be delivered directly to the students' smartphone/headset through a free, customizable app.




# WHAT YOU NEED

- ▶ Phone
- ▶ Earbuds
- ▶ ListenWiFi app
- ▶ A classroom that supports Listen-Everywhere



# OVERVIEW

- ▶ Verify that the room you are in supports Listen-Everywhere.
  - ▶ Register your phone's mac address at [onyen.unc.edu](http://onyen.unc.edu).
  - ▶ Download the ListenWIFI app to your phone.
  - ▶ Connect to the Listen-Everywhere wireless network within the room.
    - ▶ Contact ITS Classroom Hotline for the password.
    - ▶ Private Wi-Fi address or randomized MAC address should be turned off in your network settings.
  - ▶ Use the ListenWIFI app to connect to the room.
- 

# VERIFY THE ROOM SUPPORTS LISTEN-EVERYWHERE

- ▶ To get a list of rooms that support Listen-Everywhere:
  - ▶ Go to [hotline.unc.edu](https://hotline.unc.edu)
  - ▶ Select 'Classroom Info' or 'Find a Classroom on Campus'
  - ▶ Under the Audio section check the 'Listen Everywhere' box
  - ▶ Click 'SEARCH'

# FIND YOUR PHONE'S MAC ADDRESS

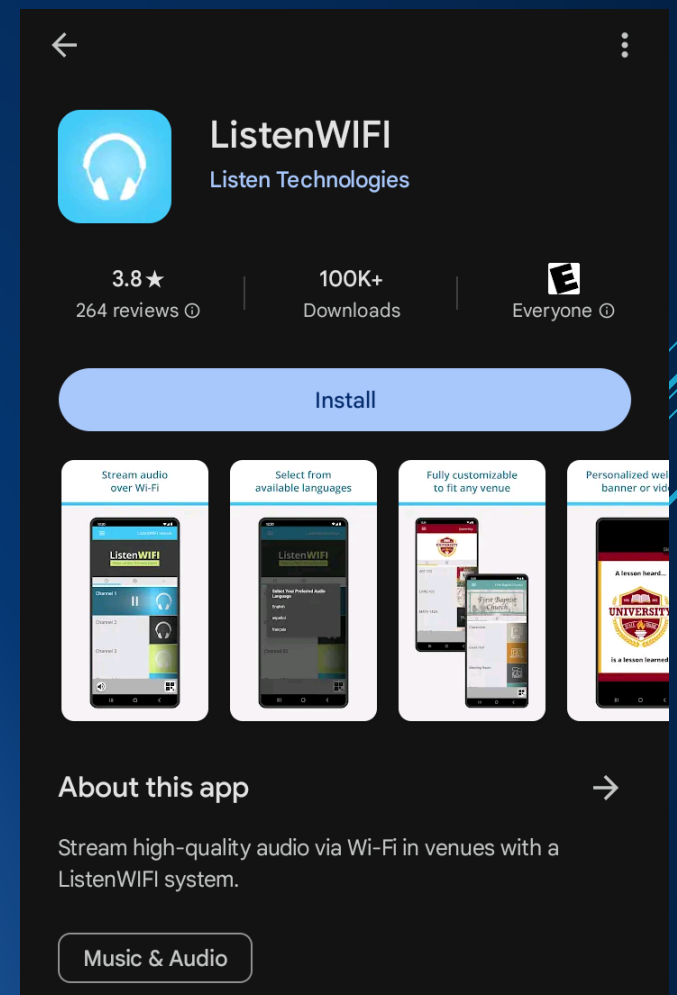

- ▶ Android
    - ▶ Settings
    - ▶ About phone
    - ▶ Scroll down and find the 'Device Wi-Fi MAC address'
  
  - ▶ iPhone
    - ▶ Settings
    - ▶ General
    - ▶ About
    - ▶ Find the 'Wi-Fi Address'
  
  - ▶ These menus can change depending on the phone or operating system.
- 

# DHCP REGISTRATION

- ▶ Go to [onyen.unc.edu](http://onyen.unc.edu)
  - ▶ Select 'DHCP Network Registration'
  - ▶ Agree to the University Appropriate Use and Onyen Policy and continue.
  - ▶ Select 'Add a Registration'
  - ▶ Enter a name for the device you are registering and the 12-Character Mac Address of the device and then press submit.
- 

# DOWNLOAD THE LISTEN EVERYWHERE APP

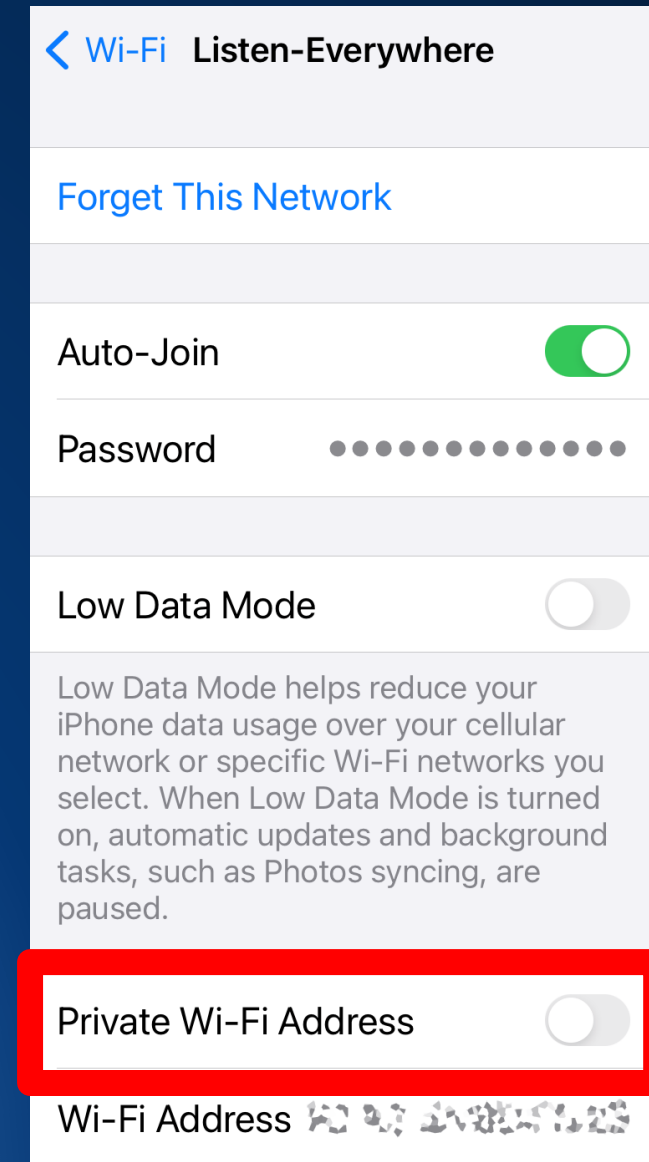
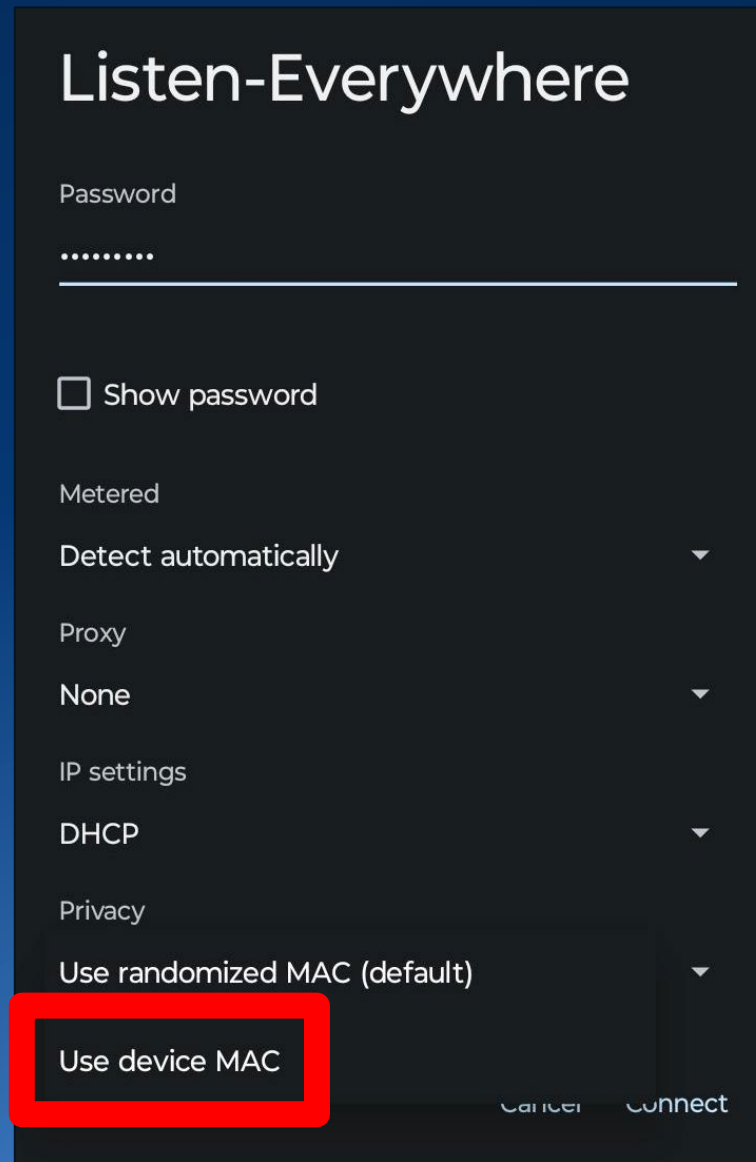
- ▶ The application is named ListenWIFI and can be found on both the Apple app store and the Google Play store.





# CONNECT TO LISTEN-EVERYWHERE WIFI

- ▶ Contact ITS Classroom Hotline for the Listen-Everywhere Wi-Fi password.
  - ▶ 919-962-6702
  - ▶ [hotline@unc.edu](mailto:hotline@unc.edu)
- ▶ While in the room select the Listen-Everywhere wifi network.
- ▶ Android
  - ▶ Under privacy change 'Use randomized MAC' to 'Use device MAC'.
- ▶ iPhone
  - ▶ Private Wi-Fi Address should be turned off.





# USE THE LISTENWIFI APP

- ▶ Open the app and it should search for venues.
- ▶ Select the room that you are in from the list of rooms available, and audio from the room should play through the phone.
- ▶ Contact ITS Classroom Hotline if you have any issues.
  - ▶ 919-962-6702
  - ▶ [hotline@unc.edu](mailto:hotline@unc.edu)

